



**Official UKC® Rules and  
Regulations  
Regulations Governing  
UKC® Licensed  
Agility Trials**

*Amended to January 1, 2010*

UKC is the trademark of the United Kennel Club, Inc. located in Kalamazoo, Michigan. The use of the initials UKC in association with any other registry would be in violation of the registered trademark. Notify the United Kennel Club, 100 E Kilgore Rd, Kalamazoo MI 49002-5584, should you become aware of such a violation.

**I. Jurisdiction.** All UKC Licensed Agility Trials shall be governed by the rules herein. The following rules and regulations governing UKC Licensed Agility Trials and the awarding of UKC Championship points and titles issued by the United Kennel Club, Inc., are uniform and are not given on a local or geographical basis.

**II. Who may offer agility trials.** Any UKC club that is eligible to offer agility trials may be licensed to offer All-Breed Agility Trials. UKC reserves the right to grant, withhold or revoke event licenses at its own discretion.

**III. Agility defined.** Agility is an obstacle course run against time by a handler and dog as a team. The handler directs the dog, off lead, through the course without touching the dog or the obstacles. The team should not perform as formally as in obedience. The overall performance should convey an image of fun, enthusiasm and partnership between the dog and handler.

**IV. UKC's philosophy on agility.** The UKC concept of Agility is that all handlers, regardless of physical abilities, and all dogs, regardless of breed and physical structure, should have the opportunity to participate and experience success in agility. If a dog has been trained to negotiate the obstacles without major faults and to move at a brisk pace, it should be able to qualify for titles, without being required to meet exceptionally fast speed requirements and win competitively against other participants.

The dog-and-handler team is judged partly on the time required to complete the course, but also on the precision with which the course and obstacles are negotiated. Competition among participants is involved only in the awarding of placement prizes and does not figure into the awarding of titles. We believe this program rewards the dog and handler for their efforts in training to develop the ability to meet the challenges of the Agility course, rather

than for their possession of physical attributes to negotiate the course at fast speeds.

## V. Definitions.

- A. Agility Trial.** An all-breed event hosted by a UKC Licensed club at which the Judge evaluates the ability of teams of handlers and dogs to perform a series of obstacles in accordance with these rules.
- B. All-Breed show.** A conformation show that offers classes for all breeds eligible for UKC conformation privileges.
- C. Assigned Course Time.** Also referred in an abbreviated form as ACT. The Assigned Course Time is the maximum number of seconds allowed for a dog to complete the course without incurring time fault deductions.
- D. Blind.** A dog is blind if it has no useful sight.
- E. Breeder of record.** The owner of the dam on the date of breeding is the breeder of record of all dogs whelped in the resulting litter.
- F. Conformation show.** A show hosted by a UKC Licensed club at which the conformation and temperament of purebred dogs are evaluated by Judges in accordance with UKC rules and the UKC standards for each breed.
- G. Corresponding date.** UKC schedules events based on a 52-week calendar. If a club offers an event on the 4th Saturday of this year, then that club's corresponding date in all subsequent years is also the 4th Saturday, regardless of the actual date.
- H. Day-of-Show/Trial/Pull Entry (DOS).** Most UKC clubs allow entries to be taken on the day of a show or trial. The start and finish time for taking these entries is published in BLOODLINES Dog Event News magazine and on the UKC website.
- I. Delimiting line; delimiting box.** A delimiting line is a line marking part of the course area prohibited to the handler while the dog is negotiating that part of the course area. The delimiting box is an established boundary (indicated by lines) prohibited to the handler while the dog is negotiating that obstacle on the course.
- J. Determining a dog's age.** In determining a dog's age for entry purposes, a month-to-month calendar day system shall be used. For example, a dog born on January 1 shall turn six months old on July 1 of the same year.
- K. Disqualified.** Dog is deemed ineligible for competition. This can be the result of a condition prohibited in the rules, such as an alter-

ation to the dog's natural state, an undesirable trait as listed in a breed standard, or a condition of or action by a dog that is prohibited under the rules of the United Kennel Club. A dog that has been disqualified from a conformation show or performance event pursuant to Section XXXI.B.1 must not participate in any further events unless reinstated by UKC.

- L. Dog.** The word "dog" used in these regulations includes both sexes.
- M. Entry Form.** An official UKC document required for entry into a UKC licensed event. The entry form provides all of the necessary information regarding the dog being entered into the event as well as the owner information for the dog.
- N. Excused.** The Judge may excuse any dog whenever he/she reasonably believes the dog's physical condition creates a risk of injury to the dog or the dog is not under the handler's control. A dog excused by a judge in any event may not participate in another event of the same type in the same show or trial, except that in Agility, in Obedience, and in Rally, an excused dog may compete in another class at the same trial. A dog excused from a conformation class in show 1 may be shown again on the same day in show 2, and it is also eligible for any performance events on the same day.
- O. Guideline.** An indication or outline of recommended policy or conduct.
- P. Immediate family.** The spouse, parent, step-parent, child, step-child, brother or sister of a person are immediate family members.
- Q. Leg.** A qualifying score toward an obedience, rally, or agility title, a qualifying pull in a weight pull, or a qualifying win toward a Grand Champion conformation title.
- R. Licensed classes.** Classes that are required to be offered at a UKC conformation show or performance event.
- S. Limited Privilege number (LP) program.** This program is open to the following, provided they are spayed/neutered: mixed breed dogs, purebred dogs of unknown pedigree, and purebred dogs with disqualifications as described in the UKC breed standard. All Limited Privilege dogs are eligible for Agility, Obedience, and other performance events. Eligibility for future events will be determined and published in UKC publications and on the UKC website. For more information or to obtain a Temporary Listing number please visit the Dog Events

Department section of the UKC website.

- T. Multi-Breed show.** A conformation show that offers classes for more than one breed, but fewer than all the breeds eligible for UKC conformation privileges.
- U. Non-qualifying score.** Also referred to as an “NQ” or a “Zero score”. A non-qualifying score is given for the most serious deviations from the ideal or for failing to complete an obstacle. Unless excused by the Judge, the dog may complete the course.
- V. Obedience trial.** An all-breed event hosted by a UKC Licensed club at which Judges evaluate the ability of teams of handlers and dogs to perform a series of exercises.
- W. Performance event.** Events where the dog is judged on the basis of performance rather than conformation. Agility, obedience, rally obedience, terrier racing, and weight pull are typical performance events.
- X. Pre-entry and Pre-Entry Only.** Some UKC clubs offer pre-entry in addition to day-of-trial entry. Pre-entries must be submitted by a specific date (usually called the “closing date” and published in BLOODLINES Dog Event News magazine and on the UKC website), and are normally lower in price than day-of-show entries. Trials that do not accept day-of-trial entries are designated as “Pre-Entry Only” in the Upcoming Events listing on the in BLOODLINES Dog Event News magazine and on the UKC website.
- Y. Single-breed show.** A conformation show that offers classes for a single breed. This is also sometimes referred to as a “specialty” show.
- Z. Sportsmanship.** Conduct and attitude considered as befitting participants in sports, especially fair play, courtesy and grace in losing.
- AA. Temporary Listing (TL) number.** A Temporary Listing number may be used to enter a dog in UKC events before the dog is registered or listed with UKC. Refer to the UKC website for rules and instructions on how to obtain a TL number by going here: <https://www.ukcdogs.com/DEWebCom.nsf/TL%20Web?OpenForm>.
- BB. Trap Obstacle.** A hurdle obstacle permitted in an AGIII course, in addition to the required obstacles, which is not one of the numbered obstacles.
- CC. Veteran Dogs.** A veteran dog is a male or female dog seven (7) years or older on the date of trial. The dog’s age shall be determined by the dog’s actual birthday or clos-

est known date of birth known, as reported to UKC on the dog's registration application. A Veteran Dog competes with other dogs in the same licensed agility classes for which it is eligible, and legs and points are accumulated toward the same titles and Agility All-Star ranking points, but a veteran dog is subject to different height divisions, crawl tunnel heights, and assigned course times. A handler enters his or her veteran dog in an agility trial by indicating on the entry form that the dog is a "Veteran Dog". A handler is not required to enter his or her dog as a Veteran Dog but may not switch between Veteran Dog standards and regular dog standards at the same trial or set of trials.

- DD. Wait List.** The list of all entries after 200 entries per judge have been received is called the "wait list".
- EE. Wicket.** Any measuring device that is used to accurately determine a dog's height. Height is determined by drawing a straight line from the top of the withers perpendicular to the ground.
- FF. Withers.** The high part of the back of the dog, located between the shoulder blades.

## **VI. General Rules.**

- A. Licenses.** All licenses for UKC Licensed events shall be granted, withheld or revoked at the sole discretion of the United Kennel Club.
- B. Governing rules.** UKC Licensed events are governed by UKC rules, classifications, and point systems. The entry application signed by the exhibitor specifically states that the exhibitor is familiar with the UKC Rules and Regulations. Every exhibitor is expected to know the rules before competing and be ready to abide by them.
- C. Suspended/Barred Individuals.** A list of individuals who have been suspended or barred by UKC is prohibited from participating in any UKC Licensed event, including but not limited to owner, co-owner, handler, back-up handler, judge, guide, vendor, spectator, Master of Hounds, Bench Show Judge, Judge or Director for any Conformation, Performance or Companion event.
- D. Event Ground Restrictions.** No dog less than 8 weeks of age may be present on the grounds of a UKC licensed event. The presence of any other dog not entered into the event is at the discretion of the host club.
- E. Judging dogs.** No dog may be judged before

the advertised start time of the event.

- F. Finality of Judges' decisions.** By entering any agility trial, the owner and handler of any dog agree to accept the decision of the Judge as final. The decision of a Judge is the responsibility of the Judge and not that of United Kennel Club.
- G. PRE-Entry Only.** At a pre-entry only event, the dog must be Permanently Registered, or have a valid Limited Privilege (LP) number, or a Temporary Listing (TL) number by the event closing date.
- H. Prohibition against Event Chairperson and Event Secretary serving as Judge.** No person may serve as a Judge for the host club at any UKC Licensed event held on the same weekend when that person is serving as Event Chairperson or Event Secretary.
- I. Presence of Event Chairperson and Event Secretary at events.** The Event Chairperson and the Event Secretary must be present during events at which they are serving in these capacities.
- J. Regulation and recording of event results.** The UKC Dog Events Department regulates and records the results of agility trials, conformation shows, obedience trials, rally obedience trials and weight pulls and issues awards for levels of achievement at these events. Additional events may be added at the sole discretion of the United Kennel Club.
- K. Required Inoculations.** All dogs six months of age or older must have inoculations for Rabies, Canine Distemper and Canine Parvovirus to be present on the grounds of any UKC event or to be eligible to compete at UKC events. Dogs under six months of age present on the grounds of any UKC event must have current inoculations for Canine Distemper and Canine Parvovirus. Failure to comply with this paragraph will result in disciplinary action.
- L. Special requirements for bringing dogs into state where event is being held.** Clubs holding events in states with special requirements for bringing dogs into the state must list those requirements in writing when submitting the Event Application for a Scheduled Weekend.
- M. Responsibility of Owner to advise UKC of address change.** It is the responsibility of an owner on record to notify UKC of address changes for any UKC registered dogs who may have pending titles. An official UKC change of address form may be found on the

UKC website, [www.ukcdogs.com](http://www.ukcdogs.com).

**N. Title Certificate.** UKC will mail the appropriate Title Certificate to the owner on record, once a title has been verified.

**O. When points or legs are awarded.**

1. Points or legs earned toward UKC titles are awarded after United Kennel Club receives and processes the official event report from the host club.

2. No Agility All Star points or titles will be awarded until a dog with a Temporary Listing (TL) number has been permanently registered. Points earned toward UKC All Star Standings are awarded after the United Kennel Club receives and processes the official event report from the host club.

**P. UKC right to review and correct event related documents.** UKC has the right to inspect all reports, score sheets, and other documents related to UKC Licensed events and to review those documents for any reason. UKC reserves the right to correct any mistakes found. Pursuant to the Inherent Rights and Powers, UKC employees may make corrections, additions or deletions to any documents related to UKC-licensed events, regardless of whether or not those documents are signed by a Judge or club officer.

**Q. UKC right to change rules, policies, and fees.** UKC reserves the right to change rules, policies and fees at any time without notice.

**VII. Entering a UKC event.** Dogs must be Permanently Registered, have a Limited Privilege number (performance events, companion events & Junior Showmanship), or have a valid Temporary Listing number.

**A. Official UKC entry form.** Entries for all licensed Agility Trials must be submitted using the most current official UKC entry form. Entry forms must be complete when submitted to the club's Event Secretary, including a valid UKC Permanent Registration number, UKC Limited Privilege number or UKC Temporary Listing number. Incomplete or unsigned entry forms or entries unaccompanied by entry fees are invalid, and are to be refused by the Event Secretary/Event Manager.

**B. Eligibility for entry in licensed Agility Trials.**

Entry in licensed agility trial classes is limited to:

1. Dogs that are at least twelve (12) months of age on the day of the event.

2. Dogs that are Permanently Registered with

UKC as of the day of the event.

3. Dogs that have a valid Temporary Listing (TL) number as of the day of the event.
4. Dogs that have a Limited Privilege (LP) number as of the day of the event.
5. At a Pre-Entry only show/trial, the dog must be Permanently Registered, have a valid TL or a valid LP number by the closing date of the show/trial.

**C. Ineligibility for entry in licensed agility classes.** The following dogs must not enter in agility trials even if otherwise eligible and may be refused by the Event Secretary.

1. **Disqualified dog.** Dogs that have been disqualified by a Judge at a UKC Licensed event in accordance with Section XXXI.B.1.
2. **Blind or lame dogs.** Blind or lame dogs must not enter in agility trials.
3. **Females in season.** Female in season must not enter an agility trial.
4. **Dogs that appear to be ill.** Dog that appear to be ill or dogs with sutures, bandages, adhesive or any other material that is indicative of or related to any surgical or medical procedure must not be entered in an agility trial.
5. **Pregnant or lactating female dogs.** Pregnant or lactating female dogs may not participate in UKC agility trials. A Judge who reasonably believes that a dog is pregnant or lactating must excuse the dog and mark the reason in the Judge's book. The Judge's decision is final. A bitch that has been bred is considered pregnant until:
  - a) She whelps a litter;
  - b) A veterinarian has determined that a bred bitch is not pregnant.
  - c) The 64th day after the last day the bitch was bred, counting the day of breeding.

**D. Entry procedures and deadlines.** UKC clubs must use the following procedures for taking entries for licensed classes:

1. **Day-of-trial entries.** Clubs accepting day-of-trial entries must establish a day-of-trial entry deadline time after which no further day-of-trial entries shall be accepted for that day's event. This information will be published with the other event information in BLOODLINES Dog Event News magazine and on the UKC website. In the case of extreme weather or other emergency conditions, the Event Committee may decide to extend the taking of entries or delay the

start of all judging by a reasonable period of time, or both. In such cases, the extension of entry-taking or delay of judging must be explained in writing by the Event Secretary when submitting the Event report.

**2. Pre-entry.** Clubs accepting pre-entries must establish a pre-entry deadline after which no further pre-entries will be accepted. The pre-entry deadline must be published with the other event information in BLOODLINES Dog Event News magazine and on the UKC website. Clubs may offer a discounted entry fee for pre-entries. In such cases, exhibitors whose entries fail to arrive by the pre-entry deadline date must be treated as a day-of-trial entry.

**3. Pre-entry only.** Clubs may elect not to take day-of-trial entries. In such a case, the club must include this information on its Application for Licensed Events. Such events will be designated "PE ONLY" at the top of their listing in BLOODLINES Dog Event News magazine and on the UKC website ([www.ukcdogs.com](http://www.ukcdogs.com)).

**E. Canine Amputees and Deaf dogs.** Canine Amputees and Deaf dogs may participate in agility trials but must be able to safely perform all course requirements.

**F. Conditional Entries.** An entry must not be made and must not be accepted by a club which specifies any condition as to its acceptance.

**G. Entry Limits.**

**1. Limitations on entering a single dog in more than one class.**

**a.** No dog may be entered more than once in the same agility class per trial. For example: a dog may not be entered in Agility I-A and Agility I-B at the same trial.

**b.** No dog may be entered more than one division of the Agility I, Agility II or Agility III classes.

**c.** No dog may be entered in the "A" section of Agility I and an Agility III class at the same trial.

**d.** No dog may be entered in the "A" section of Agility II and the Agility III class at the same trial.

**2. Limitations on the number of entries allowed per Judge per day.** Entries are limited to 200 entries per Judge per day. No club may limit agility entries below 200 entries per Judge per day without the writ-

ten approval of UKC. Any club whose entries exceed the limit of 200 entries per Judge per day may choose one of the following options:

**a. Overflow Judge.** If the limit is exceeded before the close of entries, the club may apply to UKC for approval of an overflow Judge. The application must include a complete breakdown of all entries for each class. The overflow Judge is to judge the section that will affect the fewest number of exhibitors. An overflow Judge may not judge a certain number of dogs within a class but must judge the entire class section or a class section division assigned to him/her. An overflow Judge may be approved by UKC to judge two trials in the same day. An overflow Judge is not considered an Emergency Replacement Judge.

**b. Wait list.** Clubs may accept entries over the limit provided they establish a “wait list” of all entries over the limit in the order they are received. If clubs chose to accept over 200 entries per judge, the entries must be placed on the wait list in the order received. If, on the day of trial, any of the first 200 entries per judge are absent, the absentee must be replaced by the first person on the wait list who is present and ready to compete. Regardless of the number of entries taken, no Judge will be allowed to judge more than 200 entries per day. Clubs must refund the entry fees for all exhibitors on the wait list who do not get the opportunity to compete.

**H. Refusing an entry.** Host clubs may refuse the entry of an otherwise eligible dog. While a club’s decision is subject to review by UKC, it will not be overturned except where there is strong evidence that the club’s decision is based on prohibited categories of discrimination (race, religion, national origin, etc.) or personal disputes.

**I. Refund or Cancellation of Entry.** The Host club shall be responsible for their own refund and/or cancellation of entry policy. It is suggested that the policy be posted.

**J. Substitutions of an Entered Dog.** Substitution of an entered dog may be allowed at the club’s discretion, so long as the new dog meets all Entering a UKC event require-

ments. Substitutions of a dog are prohibited when the Trial's entry deadline time has been reached or the dog is ineligible to compete.

**K. Entering a dog's height division on the entry form.** Each exhibitor is required to include the height division of his/her dog in the space provided on the entry form when entering a dog in an agility class.

**L. Entry numbers and armbands.** Each dog shall be assigned an entry number and the host club must provide armbands displaying the entry number to the person exhibiting the dog. Each exhibitor must wear the armband with the number visible to the judge when in the ring.

**M. Corrections or changes to entry form.** Move-Up/Entry Correction Forms must be provided by the club. An Exhibitor or owner must complete the form before exhibiting in a class other than indicated on the entry form. The Move-Up/Entry Correction Form must be attached to the entry form.

**1. Corrections and Changes** to an Entry form. An exhibitor or owner may make corrections on an entry form any time prior to the judging of the class in which the dog is entered. An exhibitor or owner may change the dog's name or the dog's registration number on an individual entry, but he/she may not change both on the same entry.

**2. Class changes.** Any dog that has, according to the owner's records, completed the requirements for a UKC title may be shown at the next level of competition at the first event following the completion of the title. At UKC Licensed agility trials where two events are held concurrently, any dog completing the requirements for a title at Trial 2 must not be moved up to the next level of competition for Trial 1. If an exhibitor chooses to compete in Trial 1, he/she must do so in the lower class. Class changes must be applied for not later than one-half hour prior to the start of any regular judging on the day of the trial. In the case of a club running two trials simultaneously, the club must post its class change policy at the entry table and the Event Secretary's table on the day of the trial, or publish the class change policy in the Judging Schedule.

**a.** If a dog is moved to a higher class prior to UKC notification.

**1)** Moving back to lower level of competition. Once a dog has been shown at

the higher level of competition, it may not be returned to a lower level class unless the owner has been notified by UKC that the dog is ineligible for the higher level.

- 2) If owner's records are incorrect. If the owner's records are incorrect, all wins earned while showing at the higher level of competition shall be invalid.
- b. Moving a dog to a higher class after official notification from UKC. Once an owner has been notified that his/her dog has earned an agility title, the dog must thereafter be shown in the class appropriate to its title.
- 1) A dog that has earned a UAGI title must not compete in the Agility I-A class, but may compete in AGI-B, AGIIA or B classes, or both.
  - 2) A dog that has earned a UAGII title must not compete in Agility II-A class, but may compete in AGI-B, the AGII-B class or both.
  - 3) A dog that has earned a UACH title may continue to compete in only the Agility I-B class, Agility II-B class, and in the AGIII class, or all three.
  - 4) A dog that has earned an ACHX title may continue to compete in only the Agility IB class, Agility II-B class, Agility III class, or all three.
  - 5) A dog that has earned a new UGRACH title may continue to compete in only the Agility I-B class, Agility II-B class, Agility III class, or all three.

## VIII. Judging Schedule.

- A. Start time for licensed classes.** At pre-entry only trials, judging must start at the advertised start time. At all other trials, judging must start at the advertised start time or as soon as possible thereafter if there are a large number of day-of-trial entries. No dogs are to be judged prior to the start time advertised in BLOOD-LINES Dog Event News magazine and UKC website, provided that the trial secretary may delay the start time of a pre-entry only trial, of not more than one (1) hour, by notifying each and every handler entered of the delay in start time, at least two days in advance of the trial date. Dogs should be present at their ring at time of Judging. Judges are not required to wait for dogs. The start of judging in Agility

events includes the judge's briefing, a handler walk-through without dog, and course familiarization with the dog, all of which shall occur after the advertised start time.

**B. Scheduling performance and conformation events when there is only one ring available.**

When the event site only accommodates a single ring, and a club is offering both conformation and a performance event, conformation shall be judged last so that the performance dogs are not distracted by the scent of female dogs in season.

**IX. Judge Changes.**

**A. Change of Judge after event has been published in BLOODLINES Dog Events magazine.**

All judge changes occurring prior to the last weekday before an event must be approved by UKC. Changes made too late for publication in BLOODLINES Dog Events magazine will be posted on the UKC website. The host club must make every reasonable effort to notify exhibitors of the change and offer refunds to all pre-entered exhibitors who submit a written request for refund of their entry fee(s). Judge changes must be posted in plain view at the event site during event hours.

**B. Appointing an emergency replacement Judge.**

If, on the day of the event, a Judge is unable to start or complete his/her assignment, the Event Chairperson must appoint an emergency replacement Judge. Priority should be given in order to another Judge licensed for the events assigned to the original Judge, then to a UKC Apprentice Agility Judge. If no licensed or Apprentice Judge is available, the club may appoint the available person best qualified to take the assignment. All official event report forms must show the name, address and phone number of the emergency replacement Judge. The Event Secretary must include a written explanation for all assignment changes when submitting the event report to UKC and include the credentials of any emergency replacement Judge. Points or legs earned by exhibitors under emergency replacement Judges shall be considered as if they were earned under the original Judge for the purpose of calculating required wins under different Judges.

## **X. Agility Handlers.**

**A. Age.** Agility handlers may be any age provided the handler is able to control the dog. A Judge may excuse a dog at any time if he/she believes the handler is unable to control the dog and the Judge's decision is final.

**B. UKC Total Junior Handler.** A Junior Handler is a male or female handler who has not reached his/her eighteenth birthday as of January 1 of the competition year and be a member of the UKC Total Junior Program. After December 31, of the year in which the Junior Handler turns 18, the Junior may no longer participate in the Junior Handler program. A club may request verification of the Junior participant's age. The Junior Handler must include their Total Junior membership number on the UKC Official Entry Form.

**C. Handicapped handlers.** UKC encourages those with physical handicaps or debilitating diseases to participate in this sport. Handicapped handlers may use a wheelchair, crutches or cane in the ring but must be able to move around the ring without other assistance.

**1.** Handlers who need the aid of supporting devices (i.e. leg braces, canes, crutches, wheelchairs, etc.) to move through the course, or those with debilitating diseases may request reasonable arrangements to assist them as necessary, including revising course times where appropriate. All handlers needing an adjusted ACT must inform the Event Secretary when entering the agility trial. The Event Secretary will inform the Judge of the entry.

**2.** Persons who are hearing impaired and those unable to give verbal commands for other reasons may use clickers, squeakers (not whistles) to help direct their dogs over the course. Also, the Judge is to use a flag to inform the handler of major faults that would require a repeat attempt to complete the obstacle. It also is suggested that the backup timer maintain a position at some distance in front of the handler to relay the flag signal, in case the Judge gets behind the handler in a given situation. Handlers shall not request revisions of course times.

## **XI. Rules applying to licensed agility classes.**

**A. Requirement to offer licensed classes.** All licensed classes must be offered at every UKC Licensed agility trial, except that with special

permission from UKC a Single Breed (Specialty) show may request to offer Agility I only or Agility I and Agility II.

- B. Order of class judging.** Classes and divisions may be judged in any order as determined by the host club.
- C. Order of Judging dogs.** It is recommended that dogs be judged in numerical order, according to the armband number assigned by the Event Secretary, except that a Judge has discretion to allow a dog to be judged out of sequence at the request of the handler, and also to accommodate deep chested dogs, veteran dogs, and handlers with conflicts with other scheduled events.
- D. Requirement to judge a whole class.** If two or more Judges are used at a trial, the Judge must judge a whole class, except in trials that use a Chief Judge and Back-up judge.
- E. Limitation on trialing a single dog in more than one agility class.**
  - 1. No dog may be entered more than once in the same agility trial class.
  - 2. No dog may be entered in more than one division of the Agility I, Agility II or Agility III classes.
  - 3. No dog may be entered in the "A" division of Agility I and an Agility III class at the same trial.
  - 4. No dog may be entered in the "A" division of Agility of Agility II and the Agility III class at the same trial.
- F. Dogs that may compete in licensed classes.** All eligible dogs (Section VII.B.) may participate in UKC Licensed agility trials, except as noted below.
  - 1. Mandatory excusals.** The following dogs must not compete in agility trials even if otherwise eligible and must be excused by the Judge. The Judge's decision is final in all mandatory excusals. The Judge must mark the reason for any excusal in the Judge's book.
    - a. Ineligible dogs.** Dogs that would be ineligible for entry, stated in Section VII.C., except as permitted by that section.
    - b. Age of Dog.** Dogs under the age of twelve months on the date of the trial.
    - c. Deaf dogs and canine amputees.** Deaf dogs and dogs missing all or part of one limb may participate in agility trials but must be able to safely perform all required obstacles. A Judge may excuse a canine amputee for lameness only if the Judge determines that the dog is stiff or sore in one or more of its

remaining limbs. The decision of the Judge is final.

- d. Females in season.** No female in season may participate in an agility trial. The host club has the option of refunding the entire entry fee or retaining up to 50% of the fee as a processing fee of any agility trial competitor who provides a veterinarian's certificate verifying that the female came into season after the closing date. The certificate may be mailed, provided the postmark is no later than the date prior to the day of the trial, or delivered by hand to the Event Secretary before the start of the advertised time of the trials as published in BLOODLINES Dog Event News magazine or on the UKC website.

**G. Rules Regarding Dogs Owned or Trained By Judges, Immediate Family Members and Members of the Same Household as an officiating Judge.**

- 1. Dogs that may not trial (run) under an officiating Judge.** Except as outlined in subparagraph G.2. below, exhibitors may not trial (run) dogs from the following categories under any officiating agility Judge who is Chief Judge, for agility or the Back-up Judge for agility. These dogs may, however, show in other types of events on the same day, provided the dog is not handled by the Chief Agility Judge. For example, a dog owned by a person judging an agility event, may participate in a companion, performance or conformation event hosted by same club on the same day, provided the dog is not handled by the agility event Judge. The following rules apply to both the Chief Judge and the Back-up Judge.
  - a.** A dog that is owned or co-owned by the Judge;
  - b.** A dog that is owned or co-owned by a member of the Judge's immediate family;
  - c.** A dog that is owned or co-owned by a person living in the same household as the Judge.
  - d.** A dog that has been owned or trained by the Judge or that has lived in the Judge's household, regardless of ownership, within three months of the date of the event.
  - e.** A dog that has been owned or trained by a member of the Judge's immediate

family or that has lived in the household of a member of the Judge's immediate family within three months of the date of the event.

- 2. Procedures whereby prohibited dogs may participate in the agility trial.** Any prohibited dog listed above may trial (run) provided that:
- a.** The host club must designate a Chief Judge and a Back-up Judge on the Application For One Licensed Event. The Chief Judge shall be the overall authority for judging the event; and
  - b.** Therefore a prohibited dog of the Chief Judge must trial (run) under the Back-up Judge.
  - c.** Therefore a prohibited dog of the Back-up Judge must trial (run) under the Chief Judge.
  - d.** A prohibited dog of the Chief Judge eligible to participate as stated in a. through c., above, may be entered/run for purposes of obtaining qualifying legs and titles, and All Star points, but not for placements nor for awards.
  - e.** A prohibited dog of the Back-up Judge eligible to participate as stated in a. through c., above, may be entered/run for purposes of obtaining qualifying legs and titles, and All Star points, and shall be eligible for trial placements and awards.

## **XII. Rules applying to exhibitors and spectators.**

UKC exhibitors and spectators are expected to display good behavior and good sportsmanship on and off the course. Judges, Event Committee members, and host club officers may excuse and/or bar exhibitors or spectators from the course or event grounds for violations of these rules or conduct that interferes with the event and event participants.

- A. Bait and Baiting in the ring.** Exhibitors are prohibited from bringing any item of food, toys or any other training aids (other than a leash) into the agility ring, except that a handicapped handler whose is deaf may use a training aid that has been approved by the Judge. Bait pouches, fanny packs or other items that a dog may associate with bait are also prohibited. The Judge may require an exhibitor to remove any such item that the Judge, in his/her sole discretion, believes may violate this rule. Judges must excuse the exhibitor who violates this policy and assess the dog a

non-qualifying score. The Judge's book must be marked accordingly. The Judge's decision on this matter is final. Exhibitors who violate this rule may also be subject to disciplinary action by the host club and UKC.

- B. Complaints about the Judge's scoring.** By entering a UKC event, the exhibitor is inviting the opinion of the Judge and must accept the Judge's decision as final. Exhibitors are encouraged to discuss runs with Judges but must not argue about the Judge's scoring or class placements. Complaints about the Judge may only be lodged with the host club if the exhibitor believes the Judge has violated a specific UKC rule. Complaints about a Judge's knowledge or application of UKC agility rules may be filed with UKC but must address specific deficiencies. Electronic audio or video recordings will not be considered by UKC when reviewing a Judge's competency to judge an agility trial.
- C. Control of the dog.** Exhibitors are expected to keep their dogs under control at all times. The Event Committee may expel from the show grounds any person whose failure to control a dog interferes with judging or with the ability of other exhibitors to present their dogs.
- D. Double handling.** Persons outside the ring are prohibited from any intentional actions designed to affect the performance of a dog being judged in the ring. This prohibition shall apply equally to persons attempting to improve or to impair a performance. The Event Committee may expel from the show grounds any person they reasonably believe is double handling. Judges may excuse exhibitors whose dogs they reasonably believe are benefiting from "double handling".
- E. Interfering with the Judge.** No person may interfere with the Judge in any way while he/she is judging a run.
- F. Ring and event grounds cleanup.** Exhibitors are required to clean up after their dogs if they foul the ring or the event grounds. The ring steward may bring cleaning supplies to the exhibitor and may hold the dog while the owner cleans the ring. Any exhibitor who fails to lean up after his dog may be directed by the Event Committee to leave the event grounds.
- G. Misbehavior of handlers.**
- 1. Excusing a handler.** The Judge must excuse a handler who exhibits poor sportsmanship. The Judge has sole discretion whether or not to allow the dog of an

excused handler to continue to participate in the trial with a substitute handler. The Judge's decision in these matters is final.

## **2. Handler misconduct.**

- a.** A handler who abuses his/her dog in the ring shall be excused immediately by the Judge. The Judge must mark the dog as excused and the reason in the Judge's book for the excusal. The Judge must file a Misconduct report with the Event Committee as soon as possible after the incident in accordance with Section XXXIII.D.1.a.1).
- b.** Poor sportsmanship that rises to the level of misconduct must be dealt with in accordance with Section XXXIII. The handler must not be permitted to exhibit until the hearing has been held. A different handler may exhibit any additional dogs the handler has entered. In this case the club is not required to refund entry fee(s) for said dog or any additional dogs the exhibitor has entered on that day regardless if the dogs were shown or not.

**XIII. Exhibitor Guidelines.** An agility trial is an evaluation of a handler's ability to train and work with a dog. Many exhibitors have made a lifelong commitment to dog training. Judges have spent years training and trialing dogs before stepping into the ring to judge. They are serious about the sport, and exhibitors should be as well. Exhibitors' behavior and deportment speak to the degree of commitment they have to their dogs and to the sport. The following are suggested guidelines for UKC exhibitors:

- A.** Exhibitors should accept the decision of the Judge gracefully. There should be no snatching of ribbons, loud comments or derision of the Judge or his/her decisions, either in the ring or out.
- B.** Exhibitors' clothing should be neat and clean. Their apparel speaks to the respect they have for the sport, the trial and its proceedings.
- C.** Exhibitors' dogs should be clean and, where necessary, brushed or trimmed to present a neat appearance.
- D.** Exhibitors should take care when discussing the judging with the Judge to not appear confrontational. The judging was the Judge's evaluation on that day, and poor behavior on the part of the exhibitor will not change the outcome.
- E.** Exhibitors should make an effort to help new exhibitors. We were all new to agility trials at

one time and we appreciated it when someone helped us.

- F. Exhibitors should always leave the event grounds in the condition they found them. Help the event committee clean up your area.
- G. Exhibitors should take care not to promote rumors and negative comments about dogs, other exhibitors or judges.
- H. Exhibitors should remember they are at the trial at the invitation of the trial-giving club. In order to ensure being invited back, exhibitors should do whatever they can to assist the host club and promote the family flavor of UKC events.

**XIV. Agility Titles and All-Star Ranking.** The United Agility I (UAGI) and United Agility II (UAGII) titles are not required to be earned successively. However, titles will be awarded by UKC in sequence; UAGI, UAGII. If a dog meets all requirements for the Agility II title, it must complete the Agility I title before the certificates or dog's record is updated by UKC. Equivalent titles from other venues must not be substituted for UKC agility titles.

**A. United Agility I Title (UAGI).** This title must be earned from the A or B sections of the Agility I class or any combination of the two. To earn this title, a dog must earn three qualifying scores at three different UKC Licensed agility trials.

1. Receive three qualifying scores at three different UKC Licensed agility trials in the Agility I class;
2. A qualifying score requires the successful completion of all obstacles and a score of 170 points or more;
3. All three qualifying scores may be obtained under the same Judge.

**B. United Agility II Title (UAGII).** This title must be earned from the A or B sections of the Agility II class, or any combination of the two. To earn this title, a dog must earn three qualifying scores at three different UKC Licensed agility trials.

1. Receive three qualifying scores at three different UKC Licensed agility trials in the Agility II class;
2. A qualifying score requires the successful completion of all obstacles and a score of 170 points or more;
3. All three qualifying scores may be obtained under the same Judge.

**C. United Agility Champion Title (UACH).**

1. **Eligibility.** Accumulation of points toward the title of United Agility Champion (UACH)

begins at the next trial following the completion of the requirements of the UAGI and UAGII titles. Scores obtained in the Agility I class at the same trial at which a dog obtained its third qualifying score towards the UAGII title, and vice-versa must not be used toward the accumulation of UACH points.

**2. Requirements.** This title must be earned from the B sections of the Agility I and Agility II classes. To earn this title a dog must:

**a.** Accumulate 100 agility championship points, at least 40 of which must be earned in the AGI-B class and at least 40 of which must be earned in the AGII-B class. Agility Championship points are earned in the AGI-B and AGII-B classes by successfully completing all obstacles and obtaining a minimum qualifying score of 196 or more in either or both. The number of Agility championship points increases as the qualifying score increases in accordance with the table below: Agility championship points are awarded as follows:

---

<b>Qualifying score</b>	<b>Points Earned</b>
Score of 196	1
Score of 197	2
Score of 198	4
Score of 199	6
Score of 200	10

---

**b.** Fractions of scores must be rounded down to the nearest whole number when computing championship points.

**c.** There is no restriction on the number of scores or agility championship points that may be earned under the same Judge.

**D. United Agility Champion Excellent Title (UACHX).**

**1. Eligibility.** Any dog that has earned a UACH title may earn legs in the Agility III class toward the title of United Agility Champion Excellent (UACHX) beginning at the next trial following the completion of the requirements of the United Agility Champion (UACH) title.

**2. Requirements.** To earn this title a dog must:

**a.** Receive five qualifying scores at five different UKC Licensed agility trials in Agility III;

**b.** A qualifying score requires the success-

ful completion of all obstacles and a score of 196 points or higher;

- c. All five qualifying scores may be obtained under the same Judge.

**E. United Grand Agility Champion Title (UGRACH).**

**1. Eligibility.** Any dog that has earned a UACHX title may earn legs toward the title of United Grand Agility Champion (UGRACH) beginning at the next trial following the completion of the requirements of the United Agility Champion Excellent (UACHX) title.

**2. Requirements.** To earn this title a dog must:

**a. Combined wins.** At five different UKC Licensed agility trials, earn a qualifying score of at least 196 points in each of the AGI-B, AGII-B and AGIII classes in the same trial with a combined score of 588 points or higher.

**b. Judge Requirements.** All combined wins may be obtained under the same Judge.

**F. United Grand Agility Champion designation titles.** A United Grand Agility Champion title will be issued with the designation in accordance with the numerical times the title has been earned. For example: UGRACH2, UGRACH3, and so on.

**G. UKC Agility All-Star Ranking System.**

**1. Eligibility.** All UKC permanently-registered dogs and all mixed-breed dogs with Limited Privilege numbers are eligible to earn All-Star ranking points.

---

<b>Qualifying score</b>	<b>Points Earned</b>
-------------------------	----------------------

Score of 196	1
Score of 197	2
Score of 198	4
Score of 199	6
Score of 200	10

---

**2. Agility All-Star points.** All-Star points are automatically awarded at all UKC Licensed agility events to each dog with a qualifying score of 196 or higher, in accordance with the following table. Agility All-Star points are calculated by UKC based on the official event report submitted by the Event Secretary. Fractional points shall be rounded down to the nearest whole number. Qualifying score All-Star points earned:

**3. Agility All-Star competition year.** Agility All-Star points are calculated from January

1 to December 31 of each year.

- 4. Publication of agility All-Star standings.** UKC will tally the All-Star points by class (Agility I, Agility II and Agility III) and publish the names of the top 50 Agility I All-Stars, the top 50 Agility II All-Stars and the top 50 Agility III All-Stars on the UKC website each month.
- 5. Corrections to agility All-Star standings.** Corrections in Agility All-Star points or standings for any competition year must be promptly reported to UKC. Correction to the Agility All Star Standings received after January 31 of the following year shall not be considered.
- 6. Agility All-Star Invitational.** The 50 top ranked dogs in each class may be invited to participate in an Agility All-Star Invitational competition.

**XV. Warm-up ring.** The host club may set up a warm-up ring if space permits. All warm-ups must be done in that ring. No private warm-up or practice areas are allowed.

**A. Location.** The warm-up ring must not disturb or interfere with the trial ring. It is recommended that the warm-up ring be at least 10' away from the trial ring.

**B. Rules governing the warm-up ring.**

1. A single jump, a single set of weave poles, a single table, a platform jump, and a single pause box are the only types of agility obstacles allowed in the warm-up ring.
2. All rules governing agility trials must apply in the warm-up ring.
3. The warm-up ring equipment must be club provided.

**C. Dog abuse in the warm-up ring.** Any person who observes a dog being abused in the warm-up ring must report it to a member of the trial committee or an officer of the host club. A member of the trial committee or officer of the host club who becomes aware that a dog is being or has been abused in the warm-up ring must treat this misconduct in accordance with Section XXXIII of this rule-book. A Judge who becomes aware that a dog is being or has been abused in the practice ring must refuse to judge the dog and otherwise report the matter in accordance with Section XXXIII.D.1.a.1.

## **XVI. Equipment.**

**A. Equipment that must be provided by the host club.** A club hosting a UKC Licensed agility trial must provide the following equipment:

- 1. Ring barriers.** The ring barrier may consist of a natural wall, ring gates or ropes, sufficient to provide a barrier for the dog.
- 2. Floor coverings.** Floors that do not provide safe footing for dog and handler must be covered by mats or suitable coverings.
- 3. Ring supplies.** Items such as pens, pencils, calculators, clipboards and stopwatches must be available for use in the ring by the Judge and Stewards.
- 4. Obstacles.** Agility obstacles shall be made in accordance with the requirements in this rulebook. An agility obstacle made in accordance with previous rules will continue to be permitted, until the obstacle is replaced. Such obstacle will be considered to be a “grandfathered” obstacle.
- 5. Electronic Timers; Stopwatches.** Electronic timers are allowed at UKC Licensed agility trials. When a club uses electronic timers the club must have available, in the event of failure of the electronic timers, stopwatches and a person to act as a back-up time steward. The officiating judge, may, however, require a back-up time steward in addition to the electronic timers. In the event of failure to record the time for an agility leg, which was not interrupted, as permitted by XXII J. 11, the handler shall be given the choice of accepting the leg with the normal ACT, or to run the course again, for time only, without change in performance and handler faults, provided that each obstacle must be completed, or if not completed, attempted the number of times required for that class (for example, three times for AGI). Failure to complete, or attempt each obstacle the required number of times, will result in a non-qualifying score.
- 6. Wicket.** Any measuring device that is used to accurately determine a dog’s height.

**B. Equipment that must be provided by the exhibitor.** An exhibitor must provide for each entered dog a leash, and if handler determines that the dog is to wear a collar, a collar, that complies with the rules herein.

- 1. Collars.** Fancy collars (such as collars with sequins or buttons etc.), studded, or “pinch” or “prong” collars, harnesses (head/or body), or any type of special train-

ing collars are prohibited in the agility ring. Collars must properly fit the dog and be approved by the Judge. Collar tags or other items hanging from the collar are prohibited in the agility ring. Neither is it permissible for a dog to wear a scarf or bandanna, caps, sunglasses, etc.

2. **Leashes.** A lead without a hand loop or knot at the end is recommended, long enough to allow the dog to move freely, but not to wrap around parts of obstacles when released by the handler during the course familiarization. Prohibited leads are any type of longline or flexi leashes.
3. **Small ribbons or rubber bands.** Small ribbons or rubber bands may be used to hold the hair away from the dog's eyes.

## **XVII. Ring Manners.**

- A. **Leash Requirements.** All dogs at a UKC Licensed agility trial must be on leash except when in the agility ring, when the dog is required to be off leash. Every dog must enter and should leave the agility ring on leash.
- B. **Barking.** A dog that displays continuous, non-stop barking where the Judge is fairly certain the dog is not expressing happiness may be assessed a minor fault at the Judge's discretion. Faults of this type shall be recorded under Additional Faults.
- C. **Fouling the ring.**
  1. **Course Familiarization.** A dog that eliminates, spits up, or vomits in the ring during the course familiarization, must be assessed a 10-point deduction from the final score.
  2. **Judged performance.** A dog that eliminates, spits up, or vomits in the ring, during or after the judged performance must be assessed a non-qualifying score.
- D. **General.** A dog that shows fear or extreme hesitancy around the agility equipment or in the ring environment must be excused and assessed a non-qualifying score.
- E. **Leaving the ring.**
  1. **Leaving the ring during the course familiarization.** A judge must assess a minor fault when a dog leaves the ring during the course familiarization.
  2. **Leaving the ring during the scored performance.**
    - a. **Non-qualifying score.** When a dog leaves the ring as a result of fear or dis-

traction, the performance must be scored as non-qualifying.

- b. Major deduction.** When the dog leaves the ring as a result of over exuberance and miscalculation while working, such as being unable to stop, but returns immediately on command, a major deduction must be assessed under “Additional Faults” but this event alone is not enough to non-qualify the performance, except in AGIII.

#### **F. Misbehavior of dogs in the ring.**

- 1. Disqualifying a dog.** A Judge must disqualify a dog that bites or attempts to bite any person (includes the handler) or that bites or attacks another dog. See Section XXX.B.I. A dog that has been disqualified may not continue to compete in agility trials even if otherwise eligible when disqualified by the Judge. The Judge’s decision is final in all disqualifications. The Judge must mark the reason in the Judge’s book for any disqualifications. A dog that has been disqualified according to Section XXX.B.I is ineligible to enter and ineligible participate in a UKC Licensed event until notification from the United Kennel Club, Inc.
- 2. Excusing a dog.** The Judge must excuse a dog whose behavior in the ring is so unruly (not under the handler’s control) that it indicates to the Judge it is unable to compete. A dog that demonstrates aggressiveness to any person or other dog while in the ring, during the scored performance or familiarization course must be excused in accordance with Section XXV. A.

#### **XVIII. Official UKC Agility Classes.**

- A. Requirement to offer licensed classes.** A club must offer all agility classes, sections and all three size divisions. Limits of entries may not be placed on any of the five classes or size divisions. With special permission from UKC a Single Breed Conformation show may request to hold Agility I (A & B) only or Agility I (A & B) and Agility II (A & B) only.
- B. Licensed agility classes.** The licensed agility classes include:
  - 1. Agility I classes (AGI).**
    - a. Section A.**
      - 1) Eligible competitors.** The Agility I-A class (AGI-A) may be open to dogs that have not earned a UKC UAGI title.

**2) Ineligible competitors.** The following are ineligible to compete in the “A” section of the AGI class:

- a) Any licensed or professional dog trainer.
- b) Any person licensed to judge agility in UKC or any other organization.
- c) Any agility instructor, regardless of the person’s status as an amateur or professional.
- d) Any handler other than the owner or an eligible member of the owner’s immediate family.
- e) Any dog that has earned a United Agility I title. Once UKC has notified the owner of a dog that the dog has earned a UAGI title, that dog must no longer compete in this section.

**b. Section B.** The Agility I-B class (AGI-B) must be open to all eligible dogs and handlers.

**2. Agility II classes (AGII).**

**a. Section A.**

**1) Eligible competitors.** The Agility II-A class (AGII-A) may be open to dogs that have not earned a UKC UAGII title.

**2) Ineligible competitors.** The following are ineligible to compete in the “A” section of the AGII class:

- a) Any licensed or professional dog trainer.
- b) Any person licensed to judge agility in UKC or any other organization.
- c) Any agility instructor, regardless of the person’s status as an amateur or professional.
- d) Any handler other than the owner or an eligible member of the owner’s immediate family.
- e) Any dog that has earned a United Agility II title. Once UKC has notified the owner of a dog that the dog has earned a UAGII title, that dog must no longer compete in this section.

**b. Section B.** Eligible competitors. The Agility II-B class (AGII-B) must be open to all eligible dogs and handlers.

**3. Agility III class.** The Agility III class must be open to any eligible dog that has earned the UACH title or higher.

**C. Non-Licensed Classes. Total Dog Award.** A club offering conformation and at least one performance event may apply to offer the Total Dog. The requirements for Total Dog can be found in the UKC Conformation Rulebook or on the UKC website.

**XIX. Official agility size divisions.** Entries are separated into three size divisions based on the height at the withers of each individual dog.

**A. Wicket.** It is recommended that a wicket be used to determine height and size division.

**B. Determining a dog's size division.** A dog's height is determined by drawing a straight line from the top of the withers perpendicular to the ground while the dog is standing normally and not leaning. Each exhibitor is required to include the size division of his/her dog when entering a dog in an agility event.

**1. Borderline dogs.** If a dog is on the borderline, before the trial the handler should ask the Judge for a measurement so that the dog may be exhibited in the proper division without penalty.

**2. Correcting a size division before the dog runs.** When a dog is found to be above or below the limit for the size division in which it is entered, the dog must be moved to the proper division.

**3. When a dog runs in the wrong size division.** When a dog has run the course in the incorrect height division, it must be assessed a non-qualifying score and must not be allowed to re-run in the correct size division. The Judge must mark the reason for the NQ in the Judge's book. The Judge's determination of the dog's height is final.

**4. Determining depth of chest of dogs.** The depth of chest of a dog is determined by placing the dog in a down position, resting on its front elbows in a "sphinx position". The measurement is then made from the ground to the withers.

**C. Judge's option to measure dogs.** A Judge may require that any dog be measured. The Judge's determination of the dog's height is final.

**D. Determining jump height division and crawl tunnel height.**

**1. Hurdle height, pause table and crawl tunnel heights.**

**a. Division 1.** Division 1 is for dogs whose height at the withers is up to and includ-

ing 14 inches.

- 1) **Hurdle height.** The hurdle height must be set at 8 inches,
  - 2) **Pause table height.** The table height must be set at 8 inches.
  - 3) **Crawl tunnel height.**
    - a) **8-inch crawl tunnel.** Dogs whose depth of chest is up to and including 7 inches must have the crawl tunnel set at 8 inches, except for veteran dogs, which shall have the crawl tunnel set at 12 inches.
    - b) **12-inch crawl tunnel.** Dogs whose depth of chest is over 7 inches up to and including 10 inches must have the crawl tunnel set at 12-inches. The judge, prior to the start of judging, must approve inclusion of a Division 1 dog in the 12 inch crawl tunnel category. Dogs in this category may be judged at the beginning or the end of the Class.
- b. Division 2.** Division 2 is for dogs whose height at the withers is over 14 inches up to and including 20 inches.
- 1) **Hurdle height.** The hurdle height must be set at 14 inches, except for veteran dogs, which must have the hurdle height set at 8 inches. Dogs in this category may be judged at the beginning or the end of the Class.
  - 2) **Pause table height.** The table height must be set at 14 inches.
  - 3) **Crawl tunnel heights.**
    - a) **12-inch crawl tunnel.** Dogs whose depth of chest is over 7 inches up to and including 10 inches must have the crawl tunnel set at 12 inches, except for veteran dogs, which shall have the crawl tunnel set at 16 inches.
    - b) **16-inch crawl tunnel.** Dogs whose depth of chest is over 10 inches up to and including 14 inches must have the crawl tunnel set at 16 inches. The judge prior to the start of judging must approve inclusion of a Division 2 dog in the 16 inch crawl tunnel category. Dogs in this category may be judged at the beginning or the end of the Class.

- c. Division 3.** Division 3 is for dogs whose height at the withers is over 20 inches.
- 1) Hurdle height.** The hurdle height must be set at 20 inches, except for veteran dogs, which must have the hurdle height set at 14 inches. Veteran dogs in this category shall be judged at the beginning or the end of the Class.
  - 2) Pause table height.** The table height must be set at 20 inches.
  - 3) Crawl tunnel heights.**
    - a) 16-inch crawl tunnel.** Dogs whose depth of chest is over 10 inches up to and including 14 inches must have the crawl tunnel set at 16 inches, except for veteran dogs, which must have the crawl tunnel set at 20 inches. Veteran dogs in this category shall be judged at the beginning or the end of the Class.
    - b) 20-inch crawl tunnel.** Dogs whose depth of chest is over 14 inches must have the crawl tunnel set at 20 inches. The judge prior to the start of judging must approve inclusion of a Division 3 dog in the 20-inch crawl tunnel category. Dogs in this category may be judged at the beginning or the end of the Class.

## **XX. Rules applying to exhibiting at UKC agility trials.**

- A.** At the trial and before the judged performance.
- 1. Checking in.** The exhibitor is expected to know when the trial starting time is scheduled, and to be present prior to that time. Upon arrival, the exhibitor should check in to determine what the dog's number is and the order of judging.
  - 2. Ring conflicts.** If the trial is large enough to require two or more rings, and the schedule appears to create a conflict due to one exhibitor showing multiple dogs, multiple classes, or in multiple events, the gate stewards should be notified so that accommodations can be made. A club offering a trial with more than one ring will anticipate the likelihood of conflicts, and will be prepared to deal with them, but the exhibitor must also be flexible enough to deal with the requirements likely to result from multiple entries.

<b>Division</b>	<b>Height at withers</b>	<b>Hurdle height</b>	<b>Pause table height</b>	<b>Chest depth</b>	<b>Crawl tunnel height</b>
<b>Div. 1</b>	Up to and including 14"	8"	8"	Up to and including 7"	8"
				Over 7" up to and including 10"	12"
<b>Veteran</b>		8"	8"	Up to and including 10"	12"
<b>Div. 2</b>	Over 14" up to and including 20"	14"	14"	Over 7" up to and including 10"	12"
				Over 10" up to and including 14"	16"
<b>Veteran</b>		8"	14"	Over 7" up to and including 10"	16"
<b>Div. 3</b>	Over 20"	20"	20"	Over 10" up to and including 14"	16"
				Over 14"	20"
<b>Veteran</b>		14"	20"	Over 10"	20"

- 3. Items worn by the dog.**
  - a. Course familiarization.**
    - 1) Collar.** The dog must wear a properly fitted collar as defined in Section XVI.B.1.
    - 2) Leash.** Course familiarization is done with the dog on leash as defined in Section XX.A.6.c.
  - b. Scored performance.**
    - 1) Collar.** The dog may run without a collar, but if it wears a collar, it must wear a properly fitted collar as defined in Section XVI.B.1.
    - 2) Leash.** The scored performance is run with the dog off-leash.
    - 3) Small ribbons or rubber bands.** See section XVI.B.3.
- 4. Judge's briefing.** The briefing must be held at the start time, or as soon thereafter as practical. The Judge will inform the handlers of the Assigned Course Time (ACT), which sides of the pause obstacle are correct for entrance and exit, whether the pause will be a sit or down (in Agility II A & B), and other details which may not be obvious concerning the course. The exhibitors will have an opportunity to ask questions at this time.
- 5. Handler walk-through without the dog.** Immediately following the Judge's briefing, a period of approximately five (5) minutes is allowed for all handlers (from all three size divisions of the classes [example: AGI-A & AGI-B]) to walk the course without dogs to familiarize themselves with the course and to plan handling strategy.
- 6. Course familiarization with the dog.**
  - a. Purpose.** The purpose of Course familiarization is to allow the dog close contact with obstacles that may be different in materials, color or design from others previously experienced. It provides the dogs an opportunity to go over, under or through the obstacles used before the performance. It is not a training session, and only one attempt is allowed for each obstacle. More than one attempt at any one obstacle must be assessed a deduction from the final score.
  - b. Course familiarization is available only for certain dogs.** Course familiarization must not be allowed for the Agility I-B, Agility II-B and Agility III classes, except that a dog in AGI-B which has

not earned an AG I title, and a dog in AGII-B which has not earned an AGII title, shall be permitted a course familiarization in that class, notwithstanding that the handler would be ineligible to enter the respective AG I-A or the AGII-A class. The handler walk-through is immediately followed by the course familiarization (on-lead walk through) for handlers and dogs in the first size division to be judged. This course familiarization must be provided and conducted as described below, for each height division, at each trial. The Judge must observe the course familiarization to enforce the rules and to help “direct traffic”, but it is the handlers’ responsibility to control their dogs.

**c. Leash requirements.** The handler may release the lead (but not remove the lead) when a dog enters tunnels or weave poles; but the dog must be regained before proceeding to the next obstacle. The handler may release the lead only for the dog to go through a tunnel or the Hoop/Tire Jump, through the weaves, or over hurdles with wings or uprights too high for the handler to reach over. Failure to control the dog on lead may result in a deduction from the final score under “Additional Deductions” Course familiarization is NOT to be used as a practice run-through.

**d. Conduct.** Handlers are permitted to guide dogs with leads or to touch dogs and obstacles, but lead corrections and training must not be allowed. Any handler making training corrections during course familiarization must be penalized by an amount consistent with the infraction. Handlers may opt to take their dogs through the entire course, may require their dogs to negotiate only certain obstacles, or may walk the course without their dogs. Course familiarization is not mandatory for exhibitors, and anyone absent when it takes place may forfeit his/her opportunity to participate.

## **B. Performance in the ring.**

**1. Knowing the rules.** The entry application signed by the exhibitor specifically states that the exhibitor is familiar with the UKC rules

and regulations. Every exhibitor is expected to know the rules before competing and to be ready and able to abide by them.

## **2. At the start line.**

**a. Starting position.** On direction of the gate steward the handler, with the dog on lead, proceeds to the starting line, where the handler should remove the lead and position the dog to start. The lead may be left near the gate, handed to the gate steward, or placed in the handler's pocket. When the handler indicates he is ready to start, his hands must be off the dog, or a minor handler fault must be assessed. The Judge or time steward will give the handler permission to begin. The handler may leave the dog in a sit, down or stand, and may move onto the course ahead of the dog, or may start with the dog running at his side. The handler must NOT take a position facing the dog over or at the end of any obstacle, resembling the traditional position used in a recall. A minimum 5-point handler major fault must be assessed. This rule does not apply to pause obstacles. A handler is not considered to be making a recall, when the handler is moving and turned away from the dog, even though the handler is on the other side of the obstacle. The handler may pet or praise the dog before the start of the performance, but may not make any kind of physical correction or enforcement of the stay command before starting. Assessment of any amount of faults may be made for such conduct.

### **b. Time starts.**

- 1) The running time is started when any part of the dog's body crosses the starting line or a line that extends on either side of the starting line. A clearly visible line made with masking tape, chalk, etc., is recommended to assist the handler, judge, and timekeeper to determine when the performance has actually started.
- 2) When a club uses electronic timers. When electronic timers are used, the first and last obstacles may become the start and finish lines. Alternatively, the timing sensors may be placed a

reasonable amount of distance in front of the first obstacle and beyond the last obstacle in which case the sensors become the start and finish lines.

- 3. Judge's calls and counts.** Once the performance begins, the Judge will speak to the handler only to count while the dog performs the pause obstacle (except the platform jump) and to call "Fault" if the dog fails to successfully perform an obstacle.
  - a. Fault.** The "Fault" call will notify the handler that he must return the dog to the obstacle and reattempt it, except if the fault is so obvious that the handler initiates the repeat attempt before the call is made. Examples of major faults that may not be obvious to the handler may include missing any contact line, missing a Weave Pole, exiting the side of the Hoop Tunnel, placing fewer than all four feet on the Sway Bridge, etc.
  - b. Pause time counts.** Either the Judge or Steward must count out the 5-second pause time. This is to be done precisely in the following manner: 1, 2, 3, 4, GO or 5, 4, 3, 2, GO. Hand signals accompanying the count are permissible, but not required. There is no additional hesitation between the last number and GO, nor is there an "and" between the numbers.
- 4. Finish line.** The dog completes its performance and stops the running time when any part of the dog (not the handler) crosses the Finish Line or an imaginary extension of it. The Finish Line is in effect only after the dog has successfully completed or has failed in attempting to complete the last obstacle on the course. Crossing the Finish Line at any other time during the performance does not conclude the performance.
- 5. Scoring.**
  - a. Comparing each performance to an ideal performance.** Judges must evaluate each performance by a team to an ideal in which the dog performs precisely and willingly for a handler that is gentle and at ease. Lack of precision or signs of fear or unhappiness on the part of the dog must be penalized, as must harshness or roughness on the part of the handler.
  - b. Maximum points per run.** The maxi-

mum number of points that may be earned in any agility run is 200.

**c. Qualifying score.**

**1) Agility I and Agility II.** A dog earns a qualifying score when it:

- a) Earns a score of 170 points or greater, and,
- b) Successfully completes all obstacles assigned to that particular class in accordance with the performance requirements in these rules.

**2) Agility III.** A dog earns a qualifying score when it:

- a) Earns a score of 196 points or greater, and,
- b) Successfully completes all obstacles in accordance with the performance requirements in these rules.

**d. Deductions.** Fault deductions are deducted from a perfect 200 score. The types of deductions are:

**1) Fault deductions made by the Dog.**

**a) Major fault.** Deduction of 5 points up to the remaining value of the obstacle. During the scored performance a major fault requires the dog to make a repeat attempt in accordance with these rules and regulations.

**b) Minor fault.** Deduction of 1 point to 4 points.

**2) Faults deductions made by the Handler.** Faults made/caused by the handler are assessed against the dog's score either on a specific obstacle or as "Additional Faults". The dog DOES NOT make a repeat attempt in this situation.

**a) Handler major fault.** Any deduction equal to or greater than 5 points. A handler major fault on a specific obstacle does not require the dog to make a repeat attempt.

**b) Handler minor fault.** A deduction of 1 point to 4 points.

**3) Time Faults.** Time fault deductions, are equal in points to the number of seconds and hundredths of seconds in excess of the ACT required by the dog to complete the course.

## **XXI. Agility ring/course requirements.**

### **A. Ring Requirements.**

**1. Size.** Agility rings must be at least 3,000 square feet for the Agility I course, and 4,000 square feet for the Agility II and Agility III courses.

**2. Surface.** The surface of an indoor agility ring must be adequate to provide a firm and safe footing for dog and handler. The surface of an outdoor agility ring must be flat. Grass surfaces must be mowed so that the grass is short.

**B. Course design.** The same course design must be used for all three size divisions of the same class of a given trial.

**C. Course Length.** Measuring the typical efficient dog's path through the course determines the course length. Tunnels are measured on the outside when determining course length.

**1. Agility I class.** The length of the course for the Agility I class should be at least 100 yards, but no more than 200 yards in length.

**2. Agility II & III classes.** The length of the course for the Agility II and III classes must be at least 120 yards, but no more than 200 yards in length.

**D. Obstacles required and permitted at each level.**

**1. Agility I Class (AGI-A & AGI-B).** The Agility I class consists of 13 obstacles. Obstacles in this class include:

**a. Non-hurdle obstacles.** All six of the following non-hurdle obstacles are required:

- 1) A-Frame;
- 2) Dog Walk;
- 3) Teeter-Totter;
- 4) Open Tunnel;
- 5) Closed Tunnel (Chute);
- 6) Hoop Tunnel.

**b. Hurdle obstacles.** Six hurdle obstacles are required. The choice of approved hurdle obstacles are:

- 1) Bar Hurdle;
- 2) Bush Hurdle;
- 3) High Hurdle;
- 4) Log Hurdle;
- 5) Long Hurdle;
- 6) Picket Fence Hurdle;
- 7) Rail Fence Hurdle;
- 8) Spread Hurdle;
- 9) Window Hurdle;
- 10) Water Hurdle.

- c. Pause Table.** The pause table is required.
- 2. Agility II Class (AGII-A & AGII-B).** The Agility II class consists of 16 to 17 obstacles. Obstacles in this class include:
- a. Non-hurdle obstacles.** Seven non-hurdle obstacles are required. All of the obstacles 1 through 5 must be used, and any two may be used twice or any one may be used twice. The Open Tunnel is optional and may be used once as the seventh non-hurdle obstacle.
- 1) Crawl Tunnel;
  - 2) Hoop (Tire) Jump;
  - 3) Swing Plank;
  - 4) Sway Bridge;
  - 5) Weave Poles.
  - 6) Optional and not required: Open Tunnel
- b. Hurdle obstacles.** Eight or nine hurdle obstacles are required, chosen from the hurdles listed under Agility I.
- c. Pause Obstacle.** One pause obstacle is required.
- 1) Pause Box;
  - 2) Platform Jump.
- 3. Agility III Class.** The Agility III Class consists of 16 to 17 obstacles. Obstacles in this class include:
- a. Non-hurdle obstacles.** Seven non-hurdle obstacles are required as outlined below.
- 1) Weave poles.
  - 2) Choose two of the following obstacles:
    - a) Dog Walk;
    - b) Teeter-totter;
    - c) A-Frame.
  - 3) Select either the Swing Plank or Sway Bridge.
  - 4) Choose three non-hurdle obstacles from the following list or choose two from the list and any one from the list may be used twice, or another non-hurdle obstacle may be used as the third obstacle:
    - a) Closed Tunnel (Chute);
    - b) Crawl Tunnel;
    - c) Hoop Tunnel;
    - d) Open Tunnel;
    - e) Hoop (tire) Jump.
- b. Hurdle obstacles.** Eight or nine hurdle obstacles, chosen from the hurdles listed under Agility I.
- c. Pause obstacle.** One pause obstacle is required. Select from:
- 1) Pause Box;

- 2) Pause Table;
- 3) Platform Jump.

**d. Trap Obstacles.** Trap obstacles may be used in AGIII Courses, but are not required.

#### **E. Placement of obstacles.**

1. Minimum distance between hurdle obstacles and the A-frame approach is 15 feet.
2. Minimum distance between other non-hurdle obstacles may be as low as 12 feet, but 18- to 25-foot spacing is preferred.
3. Two obstacles positioned parallel to one another with their openings facing the same general direction must not be closer than 10 feet in the Agility I class, 6 feet in the Agility II class and 2 feet in the Agility III class.
4. **Water Hurdle.** When used in a course, the water hurdle is required to be the last obstacle in the course.
5. **Closed Tunnel (Chute).** When used in a course with electronic timers, the closed chute may not be used as the last obstacle in the course.

#### **F. Procedures to be followed when the substitution of an obstacle must be made.**

1. **Equipment safety.** An occasion may arise where on the day of the trial, the Judge determines that one of the non-hurdle obstacles may be unsafe. In such situations, an attempt should be made first to repair the obstacle or if at all possible, substitution of the same type of obstacles should be made. If repairing the obstacle can not be done in a reasonable time, the course must be redesigned in such a way as to repeat one of the non-hurdle obstacles twice.
2. **Substitution of hurdle obstacle.** Substitution of one hurdle obstacle for another may be done at any time prior to the start of judging, or during judging if one becomes unusable. If at all possible, substitutions of the same type should be made if a hurdle becomes unusable during judging.
3. **Pause Table.** If the Pause Table is found to be unsafe at the required heights, an arrangement may be made to use the top of the Table at a lower height. The following adjustments in the course design should be made rather than canceling or allowing the trial to become a non-qualifying trial. A report of such situations must be made by the Judge to be included with the trial results when sent to UKC.

**G. Handling challenges at each level.** There is no required course design at any level. Course design is the responsibility of the Judge, so course design possibilities include infinite variety, within the limits of these rules. Challenges presented should increase in difficulty as the class level and experience of the competing dogs increase.

**1. Agility II.** The Pause Obstacle and Weave Pole Obstacle must have a delimiting box (indicated by lines) or delimiting lines drawn two (2) feet away from each of the four sides (using tape, chalk or any other suitable method) in the form of a square around the Pause Box or rectangle around the Weave Pole obstacle or Platform Jump, provided that the obstacle may be closer than two (2) feet to a wall or barrier. The handler must not step on or over the delimiting box from the time the dog exits the obstacle just prior to the Pause or Weave Pole obstacles until the dog successfully completes or fails the obstacle in question. The handler may ignore the lines when the dog is at any other position on the course.

**2. Agility III.** The Pause Obstacle and Weave Pole Obstacle must have a delimiting box (indicated by lines) or delimiting lines drawn six (6) feet away from each of the four sides (using tape, chalk or any other suitable method) in the form of a square around the Pause Table or Box or rectangle around the Weave Pole obstacle or Platform Jump, provided that the obstacle may be closer than six (6) feet to a wall or barrier. The handler must not step on or over the delimiting box from the time the dog exits the obstacle just prior to the Pause or Weave Pole obstacles until the dog successfully completes or fails the obstacle in question. The handler may ignore the lines when the dog is at any other position on the course. Course path must contain two areas requiring right side handling of the dog.

**3.** The following are general rules for challenges.

**H. Course Time (ACT).** The Assigned Course Time is the maximum number of seconds allowed for a dog to complete the course without incurring time fault deductions.

**1.** Determination of ACT.

**a. Division 2 and the “non-giant” breeds in Division 3.** The Judge will set the ACT by first measuring the typical effi-

cient dog's path through the course, preferably with a surveyor's measuring wheel for accuracy. He will then divide the course yardage by a yards-per-second (YPS) factor that he feels is reasonable, considering the complexity of the obstacle arrangement. Recommended YPS range from "A" (the simplest course path) to "E" (the most complex), with "C" as an average, as follows:

A (extremely simple) 2.00 YPS

B (fairly simple) 1.85 YPS

C (average difficulty) 1.70 YPS

D (fairly complex) 1.60 YPS

E (very complex) 1.50 YPS

The resulting ACT will be assigned to all dogs in Division 2 and the "non-giant" breeds in Division 3.

### CHALLENGES IN COURSE DESIGN AT DIFFERENT CLASS LEVELS

#### AGILITY I

(Beginner dogs)

Relatively simple running path

Obstacle entrances spaced at least 10' apart to avoid difficult discrimination choices.

Turns between obstacles may be up to 90 degree: and up to 150 degrees, if the dog is not required to wrap around the obstacle.

Course path allows handler to work dog on his left side throughout course. The handler may opt to handle on the right side.

#### AGILITY II

(More advanced dogs)

Moderate to slightly complex path.

Obstacle entrances may be as close as 6' apart to present more obstacle discrimination choices.

Turns between obstacles may be up to 270 degree.

Course path may contain areas where right side handling offers distinct advantages.

#### AGILITY III

(Most advanced dogs)

Complex path.

Obstacle entrances may be as close as - to 3' test advanced obstacle discrimination.

Turns between obstacles may exceed 180 degree.

Course path must contain two areas **requiring** right side handling

- b. Division 1 dogs.** An additional 5 seconds will be added to the Division 2 ACT to arrive at the Division 1 dogs ACT. The adjusted assigned course time is recorded on the dog's score sheet. When the Division 1 dog completes the course at or under the normal ACT, its running time is subtracted from the normal ACT when determining running time and class placements.
- c. "Giant" breeds in Division 3.** An additional 5 seconds will be added to the ACT for Division 2 to determine the "giant" breeds ACT. The adjusted assigned course time is recorded on the dog's score sheet. When a giant breed dog completes the course at or under the normal ACT, its running time is subtracted from the normal ACT when determining the running time and class placements. Mixed-Breed dog; the Judge may, at his discretion determine whether the mixed-breed dog resembles the following breeds and should be in the "giant" category. Giant breeds include only the following breeds:
- Anatolian Shepherd Dog
  - Bernese Mountain Dog
  - Black Russian Terrier
  - Bloodhound
  - Borzoi
  - Bouvier des Flandres
  - Bullmastiff
  - Caucasian Ovcharka
  - Central Asian Shepherd Dog
  - Dogo Argentino
  - Dogue De Bordeaux
  - Giant Schnauzer
  - Great Dane
  - Great Pyrenees
  - Greater Swiss Mountain Dog
  - Irish Wolfhound
  - Kangal Dog
  - Komondor
  - Kuvasz
  - Leonberger
  - Maremma Sheepdog
  - Mastiff
  - Neapolitan Mastiff
  - Newfoundland
  - Owczarek Podhalanski
  - Perro de Presa Canario
  - Saint Bernard

Scottish Deerhound  
Tibetan Mastiff  
Tosa Ken

**d. Veteran dogs.** For Division 1 veteran dogs, ACT shall be the same as stated in paragraph 1. b, above. An additional 5 seconds will be added to the Division 2 ACT to determine the ACT for Division 2 veteran dogs and Division 3 veteran dogs, who are entered as veteran dogs. The ACT is recorded on the dog's score sheet. When the veteran dog completes the course at or under the normal ACT, its running time is subtracted from the normal ACT when determining running time and class placements.

**2. Determination of Assigned Course Times for handicapped persons.** Handicapped handlers may, in the judge's discretion, have the assigned course time adjusted to give them a fair opportunity to compete. Prior to the start of the class, the judge times the handler as he/she negotiates the course without the dog at as brisk a pace as safely possible, after which the Judge will adjust the time as he/she sees fit for that handler and dog. The adjusted assigned course time is recorded on the dog's score sheet. The Judge's decision is final. When a handicapped handler's dog completes the course at or under the normal ACT, its running time is subtracted from the normal ACT when determining the running time and class placements.

## **Section XXII. Judging Procedures.**

**A. Who may judge a UKC Licensed Agility Trial.** No person may judge a UKC Licensed Agility Trial unless he/she holds a current UKC Judge's license for agility and is in good standing with UKC.

**B. Judge's authority in the ring.** The Judge may use whatever reasonable procedures he/she deems necessary to evaluate each dog's performance in an effective and efficient manner. The same procedures will be used to Judge each dog in a class. The judge should always consider the safety of both the dog and the handler, and the judge may take such steps deemed necessary, including, but not limited to, substitution and/or omission of obstacles otherwise required, if weather or other conditions indicate that performance of those obstacles cannot be evaluated without risk.

- C. Report on agility equipment and ring.** The licensed club is responsible for providing rings and equipment that meet these Rules and Regulations. The Judge is responsible for ensuring that the agility equipment and ring are in compliance with the UKC rules. At the trial conclusion, the judge must sign the official trial report indicating that the agility equipment and ring meet the current requirements or report deficiencies that were not rectified before the trial began.
- D. Responsibility for supervising trial stewards.** The Judge is responsible for supervising and instructing all trial stewards. Prior to the start of the trial, the Judge must instruct the stewards regarding their responsibilities.
- E. Judge's decisions.** The Judge's decision on the day of the trial are final. All questions or disputes occurring at an agility trial shall be resolved by the Judge, and his/her decision shall be final.
- F. Discussion of scoring with exhibitors.** UKC Judges are encouraged to discuss their scoring with exhibitors.
- G. Score sheets.** The Judge is required to keep all score sheets on file for a period of one year after the judging assignment.
- H. Course Designs.**
1. There is no required course design at any level, however, there are required elements for each class level. It is the responsibility of the Judge to design courses that conform to the specifics of each class, as well as the intent of these Regulations.
  2. The same course may not be used more than once in any set of consecutive trials and/or any trial weekend.
  3. The judge shall mail all course designs to the Event Secretary not later than 14 days prior to the trial.
- I. Judge's book.** Judges are responsible for the accuracy of the information in their Judge's books, but may rely on the accuracy of calculations and scores as posted by the recording steward and/or the trial secretary. Each Judge must sign his/her Judge's book upon the completion of a judging assignment and return it to the Event Secretary.
- J. Judging a dog out of sequence.** A Judge has the discretion to allow a dog to be judged out of sequence. Dogs judged out of sequence normally should be judged at the end of the division.
- K. When judging begins.** Judging does not

begin until the handler states that he/she is ready, but a Judge may deduct points for a handler's inability to control the dog or for misbehavior from the moment the dog and handler enter the ring until they exit.

**L. Deducting points for unsportsmanlike behavior.** A Judge may penalize an exhibitor for unsportsmanlike behavior in the ring by deducting points or by filing a misconduct complaint. A Judge who observes a handler abusing a dog in the ring must excuse the handler, give the dog a non-qualifying score and file a misconduct complaint with the Event Secretary.

**M. Allowing an exhibitor to redo an obstacle or run.** A Judge may allow an exhibitor to redo an obstacle or the entire run only when the dog's performance was unfairly hindered by extraordinary circumstances over which the handler had no control. Judges must only allow this when it will not give an unfair advantage to the dog or handler.

**N. Prohibitions.**

1. Judges may not ask an exhibitor any unnecessary questions regarding the dog in the ring.
2. Judges may not judge a conformation show and a performance event on the same day.
3. No Judge may judge more than 200 entries per day, regardless of whether he/she officiates one or two trials.
4. No Judge may officiate for more than eight hours total per day, regardless of whether he/she officiates one or two trials.
5. No Judge may be required to judge for more than four hours without a break.
6. A prohibited dog of the Chief Judge eligible to participate as stated in Section XI.G.2. must be judged by the Backup Judge, and shall be ineligible for any class placements and overall awards.

**XXIII. Judging Criteria.**

**A. Standards of performance.** Willingness and enjoyment on the part of the dog are important in the performance of this sport. The handler must exhibit knowledge of the rules and good sportsmanship. The dog and handler together are to demonstrate good teamwork and smoothness in negotiating both individual obstacles and the overall course.

**B. Comparing each performance to an ideal performance.** Judges must evaluate each performance by a team to an ideal in which the

dog performs precisely and willingly for a handler that is gentle and at ease. Lack of precision or signs of fear or unhappiness on the part of the dog must be penalized, as must harshness or roughness on the part of the handler.

**C. Fault deductions during Course Familiarization.** It is the Judge's responsibility to personally supervise Course Familiarization and make note of any infractions of the Regulations by handlers or dogs. Faults during Familiarization are deducted from the dog's scored performance as "Additional Faults".

**1. Misconduct of Handlers.**

**a. Non-qualifying or major fault deduction.**

At the Judge's discretion major deductions or non-qualification of the performance shall be assessed for the following actions: corrections, excessively loud or harsh commands, derogatory remarks or unsportsmanlike conduct exhibited by the handler.

**b. Major fault deductions.** Attempting more than once to complete an obstacle.

**c. Major or minor fault deduction.**

1) Failure to control the dog on-lead shall be assessed a major or minor deduction consistent with the infraction.

2) Training correction must be assessed a major or minor deduction consistent with the infraction.

**2. Misbehavior of dogs.**

**a. Disqualified.** A dog that bites or attempts to bite a person (includes the handler) or that bites or attacks another dog must be disqualified immediately in accordance with Section XXXI.B.

**b. Non-qualifying.** A dog that demonstrates aggressiveness to any person or dog during the course familiarization course must be excused. Section XXXI.A.

**c. Major fault deduction.** A dog that eliminates, spits up, or vomits in the ring during the course familiarization must be assessed a 10-point fault.

**d. Minor fault deduction.** A judge must assess a minor fault when a dog leaves the ring during the course familiarization.

**D. Fault deductions during judged performance.**

**1. Major faults.**

a. Major faults are assessments of five points or more up to the entire obstacle value. The judge must call "Fault" when a major fault occurs, to alert the handler

of the need to repeat the obstacle, except if the fault is so obvious that the handler initiates the repeat attempt before the call is made.

- b. Each unsuccessful attempt to negotiate an obstacle is assessed a 5-point major fault, up to the number of attempts allowed for that obstacle in that class. (Missing a contact zone is one example.)

## **2. Minor faults.**

- a. Minor faults of 1 to 4 points are assessed for imperfect performances of obstacles that do not, however, require a repeat attempt. Entering a contact zone from the side of the obstacle or running past it and returning to enter it are examples of minor faults.
  - b. When the club uses electronic timers. A dog that fails to trigger the timing sensor either by running past the first obstacle or outside of the start line sensor must be assessed a fault. Also, an additional five seconds must be added to the dogs run time for a delayed start, but the time otherwise starts and is recorded from when the timing sensor is started.
- 3.** Only the amount required for the failed attempt (this may vary with the obstacle and class) may be assessed for each failed attempt. Example: in the Agility I class, the dog makes a successful entry to the Dog Walk but is assessed a minor deduction for side entry, but then exits the obstacle above the contact line resulting in a failure to complete the attempt, only the 5 points for the failed attempt may be assessed. The minor deduction for the side entry of the ramp is not included in the score.
- 4. Handler faults.** Deductions may be minor or major faults depending on the deviation from a normal performance. Handler fault deductions are assessed under a specific obstacle or under "Additional Faults" and do not require the repeat of an obstacle.
- a. Handler faults resulting in a non-qualifying score.** The following handler faults must be scored as non-qualifying:
    - 1) Handler intentionally touches the dog.
    - 2) Handler intentionally touches any part of any piece of equipment.
    - 3) Handler intentionally breaks the restriction of the delimiting box or delimiting line prior to completion of the obstacle.

**b. Handler major fault deductions:**

- 1) Placing the dog in a stationary position while moving on the course. After the dog leaves the starting position (XX B.2.a.) the handler must not place the dog in a stationary position, leave the dog and then while the handler is at or near the exit end of the obstacle call or send the dog over, under, across, or through any obstacle. This rule does not apply to the pause obstacles. A handler is not considered to be making a recall, when the handler the handler is moving and turned away from the dog, even if the handler is on the other side of the obstacle.
- 2) The handler triggers the start or finish sensor when a club uses electronic timers.
- 3) The handler must not stick his/her hand into any tunnel opening or over the pause obstacles, contact obstacles (except the down side of the A-frame), the swing plank, or into the tire, and must not stick his/her hand between the weave poles.
- 4) The handler must not give the appearance of luring his/her dog over or through any obstacle.
- 5) The handler must not bend at the waist and hang over any pause obstacle or the platform jump.
- 6) The handler must not intentionally block the forward progress of the dog, or physically assist it to correctly perform the course.
- 7) The handler must not jump the jumps, ramps, tunnels, chute fabric etc.
- 8) The handler unintentionally violates the restriction of the delimiting box prior to the completion of the obstacle.

**c. Handler minor fault deduction.** When the handler indicates he is ready to start, his hands must be off the dog, or a minor handler fault must be assessed.

**5. Performance Faults while negotiating an obstacle.** Major and Minor faults may be assessed for errors made while negotiating any individual obstacle. The total faults per obstacle cannot exceed 15 points for each obstacle. Once the fault points equal or exceed 15 points the obstacle is scored as

failed. If total points off are less than 15 points for the obstacle, that obstacle is judged as having been successfully completed.

- a. **Agility I.** All obstacles in AGI must be completed successfully by the third attempt. If the obstacle is failed on the third attempt the score must be non-qualifying. Any major faults committed prior to the third attempt result in 5 point deduction(s).
- b. **Agility II.** All obstacles in AGII must be completed successfully by the second attempt. If the obstacle is failed on the second attempt the score must be non-qualifying. Any major faults committed prior to the second attempt result in 5 point deductions(s).
- c. **Agility III.** Only one attempt is allowed to complete each of the obstacles. If the obstacle is failed on the first attempt the score must be non-qualifying.
- d. **Refusals.** Refusals include hesitating or pausing before initiating an attempt to negotiate an obstacle, rather than proceeding smoothly and confidently. Refusals do NOT include hesitations resulting from making an adjustment in position for a better approach to the obstacle, either independently by the dog, or under the direction of the handler. Example: when a sharp turn is required in the approach to an obstacle, the handler may need to virtually stop the dog in order to gain proper position to enter the obstacle. However, the dog cannot be put into a stationary sit or down directly in front of an obstacle. Scoring. Refusals will be assessed when a dog stops and/or backs away from an obstacle, or intentionally runs past the end of the obstacle.
  - 1) **Minor Faults.** When the refusal is very short, a minor deduction of 1 or 2 points is assessed.
  - 2) **Major Faults.** When the dog attempts the obstacle (by touching it with a foot or extending the head into or on a Tunnel or between Weave Poles), then withdraws, the refusal becomes a failed attempt.
  - 3) **Non-Qualifying.**
    - a) The amount of the deduction will

increase with a prolonged refusal up to a possible full value of the obstacle not performed, resulting in a non-qualifying score.

- b) If the handler moves the dog away and returns him to the obstacle, and the dog continues to refuse, additional deductions may be made until the dog either enters the obstacle or completely refuses to do so.

**6. Pausing while negotiating.** Any pause commanded by the handler should not be considered a fault on the part of the dog, unless it results in a fault such as sitting or downing in front of an obstacle before entering that obstacle.

- a. **Minor Fault.** Any pause by the dog while in the process of negotiating any obstacle because of the lack of self-confidence or loss of concentration should be assessed a minor fault.

- b. **A-Frame.** The dog may stop to make an adjustment in its position before continuing the descent down the off-ramp. Also because of the steepness of the ramp, dogs may pause while going up or down to adjust or make sure of their footing. In addition, because handlers are allowed to position themselves in front of the off ramp of the A-frame to prevent the dog from jumping off from high up, the dog may stop momentarily as it descends. Pauses of this nature are not to be considered faults.

- c. **Teeter-Totter.** Pausing or stopping may occur at the pivot point of the Teeter-Totter. Pauses or momentary stops in this situation are not considered faults and are not to be penalized.

- d. **Swing plank and sway bridge.** Pausing may also occur on the Swing Plank and Sway Bridge to allow them to stabilize. Pauses or momentary stops in either of these situations are not considered faults and are not to be penalized.

- e. **Weave poles.** Pauses may occur in the weave poles and are not to be penalized, except if a dog stops for an extended period of time to shift or otherwise loses focus, a minor fault will be assessed.

**E. Faults while moving between obstacles.**

Faults made while moving between obstacles

(for instance: taking a wrong obstacle) are not charged against any specific obstacle for determining whether all obstacles were successfully completed. These points are deducted separately, and do affect whether the dog's final score is qualifying.

## **F. Time faults.**

**1. Dog's running time exceeds the Assigned Course Time.** If the dog's running time exceeds the Assigned Course Time, the amount of time exceeding the running time must be deducted from the dog's score at a rate of one point per second and hundredths of a second will be deducted from one point.

**2. When a club uses electronic timers.** A dog that fails to trigger the timing sensor either by running past the first obstacle or the outside of the start line sensor must be assessed a minor fault. An additional 5 seconds must be added to the dogs run time for a delayed start, but the time otherwise starts and is recorded from when the timing sensor is started.

**G. Additional faults.** Fault points assessed during Course Familiarization, at the start line, while exiting the ring, or handler errors are some examples of "Additional Faults", which affect the dog's total score, but not any specific obstacle.

## **H. Faults on specific obstacles.**

**1. Contact obstacles.** The A-frame, dog walk, sway bridge and teeter-totter are the contact obstacles.

**a. General requirements.** Ideal performance of a contact obstacle requires the dog to enter the ascending ramp straight-on, move over the contact area and across to the descending ramp, and exit that contact area straight off, putting at least one foot into each contact area in the process, except that failure of the dog to put a foot into the contact area of the upside of the A-frame shall not be a fault. The dog may jump onto or off the obstacle without penalty, as long as he performs correctly otherwise.

**b. Faults caused by the dog.**

**1) Major Faults.** If the dog jumps on or off a contact obstacle without touching the contact area, except the upside of the A-frame, the Judge will call "Fault" and assess a 5-point penalty. The handler should then

return the dog to the entry side and repeat the obstacle.

- 2) Minor Faults.** Entering or exiting the contact area by the corners or sides (not straight) is allowed, but must be assessed minor faults of one to three points depending on how far along the side of the ramp entry or exit the deviation occurs. It is possible for the dog to lose three points on its entry and three points on its exit, which exceeds a 5-point major fault, but not be required to repeat the obstacle.
- c. Special requirements/exceptions.**
  - 1) Teeter-Totter.** In addition to touching the down contact area, the dog must stay on the teeterboard until it has touched the ground. The dog should also work the board carefully enough that it does not slam down and bounce dangerously.
  - a. Major Fault.** A dog that slams and bounces the teeter board dangerously may be faulted for a dangerous performance. If the judge calls "Fault", the dog must repeat the obstacle.
  - b. Minor Fault.** The Judge may assess a minor fault for a less than desirable performance or excessive hesitation at the pivot point.
  - 2) Bridge.** This obstacle has short ramps that are entirely contact areas. The dog must put at least one foot on the up ramp and one foot on the down ramp. The dog must also put all four feet on the bridge portion of the obstacle while crossing it. The dog may walk the bridge slowly, and pause while it stabilizes, without being faulted. Major Faults: Jumping from one ramp to the other, or jumping onto the bridge from the ground or to the ground from the bridge or from the up ramp, will result in a "Fault" call for a failed attempt, and the dog must return to the beginning for a repeat attempt.

## **2. Tunnels.**

- a. General requirements.** The dog must enter the tunnel (Closed, crawl, open and hoop) at the correct end and continue through to the exit end without unnecessary pauses. An attempt to per-

form the obstacle starts when any part of the dog crosses into the tunnel, whether it is a correct entry or not.

**b. Faults caused by the dog.** Major faults include:

- 1) When the dog enters the tunnel in any way, including putting his nose or a paw inside, and then fails to complete the obstacle, a 5-point major fault will be called, and a new attempt must be made.
- 2) If the handler attempts to return the dog to the entry to repeat the obstacle, and the dog enters the wrong end of the tunnel, or crosses through the sides of the Hoop Tunnel or Crawl Tunnel, a second failed attempt will be called.
- 3) If the dog makes a proper entrance, turns around when part way through a tunnel and returns back out through the entrance or exits along the sides of the tunnel a major fault is committed.

**c. Special requirements/exceptions.**

**1) Closed Tunnel (Chute).** If the dog becomes tangled in the chute fabric, it is important that the judge, steward or the handler free the dog promptly. When the entanglement occurred because the chute was not straightened before the run, or because wind twisted it before the dog entered, no penalty will be assessed, and the dog will be allowed a new attempt. The Judge may stop the time and have the obstacle reset.

**a) Major fault.** When the entanglement was caused by the dog's incorrect performance, a 5-point major fault will be called, the chute straightened, and a new attempt allowed. In this case the time remains running.

**b) Minor fault.** If the dog fails to properly move through the tunnel, becomes partially entangled but frees itself it must be assessed a minor deduction.

**2) Hoop Tunnel.**

**a) Non-Qualifying.** If the hoop tunnel becomes disassembled or moved out of place as a result of the dog's actions, it cannot be reset, and

- must be scored as non-qualifying.
- b) **Major fault.** Because the sides of the Hoop Tunnel are open, a fault may occur when the dog enters or exits along the side between the hoops, or crosses sideways through the tunnel. Any of these actions, including incomplete attempts to enter or exit, such as putting a foot or head between the hoops, will result in a 5-point major fault call and will require a repeat attempt.
  - c) **Major or Minor Fault.** If the dog pulls the hoops from their framework while passing through the tunnel, the Judge must assess a minor or major fault consistent with the infraction.
- 3) **Crawl Tunnel.** Ideally the dog should approach the opening of the Crawl Tunnel, drop down (usually at the handler's command) and enter the opening in one continuous, smooth movement. If a large dog lifts the obstacle slightly off the ground while making a normal attempt to crawl it will not be considered a faulted performance.
- a) **Non-Qualifying.** If a dog rises up while under the Crawl Tunnel and either overturns the obstacle or carries the obstacle some distance, the Judge shall score the obstacle as incomplete (15-point deduction) and the performance scored as non-qualifying.
  - b) **Major fault.**
    - i. This is another open-sided tunnel, which the dog may enter or exit incorrectly, requiring a repeat attempt.
    - ii. Occasionally, a dog may also jump on top of the tunnel frame or may attempt to stand upright while inside, lifting or upsetting it, both of which are also failed attempts.
- 4) **Open Tunnel.** When an excessive amount of time is taken by the dog to get through the tunnel, a minor deduction may be made.

### 3. Pause obstacles.

**a. General Requirements.** The pause obstacles are the Pause Table, the Pause Box, and the Platform Jump.

- 1) In both Agility I and Agility III, the handler has the option of putting the dog into a sit or down on the Pause Table, and in Agility III in the Pause Box, but the handler's first command to the dog commits the dog to that position. Once the handler gives a "Sit" command, a down is no longer an option, and vice versa. If the handler uses commands other than "Sit" or "Down", he must announce his command to the Judge before starting the run. If that command was not explained to the Judge prior to the start of the performance, the Judge must require the handler to take the dog away for a re-entry and the handler must explain which of the positions the command used denotes to the dog. Time will not be stopped to clarify the situation. Any physical contact by the dog with the pause obstacle is an attempt.
- 2) The Pause Obstacle in Agility II and in Agility III must have a delimiting box or delimiting lines, as stated in XXI.G.1. and 2. The handler must not step on or over the delimiting box or line from the time the dog exits the obstacle just prior to the Pause obstacle until the dog successfully completes or fails the obstacle in question. The handler may ignore the lines when the dog is at any other position on the course.
  - a) Non-Qualifying Score.** A handler who intentionally breaks the restriction of the delimiting box or delimiting line prior to completion of the obstacle will receive a non-qualifying score.
  - b) Major Handler Fault.** A major handler fault will result if the handler unintentionally violates the restriction of the delimiting box or delimiting line prior to completion of the obstacle.
  - c) Major or minor Handler Faults.** Breaking the plane of the pause

obstacle by leaning over or extending a hand over it, while attempting to get the dog onto the obstacle, or into a sit or down position, or keeping it in a stay, will result in a major or minor fault depending on the severity. A major handling fault does not require a repeat attempt.

**b. Pause Box.** This pause obstacle is optional in Agility II and Agility III.

**1) General Requirements.**

- a) The Judge will inform the handlers during briefing in the Agility II class whether the dog must be placed in a sit or down position.
- b) The faults applying to the Pause Table apply to the Pause Box. In addition, the dog may drape a foot over the Box edge while in its sit or down. If the foot touches the floor, it is treated the same as the foot touching the floor from the Pause Table. However, if the foot does not touch the floor, or if a foot protrudes under the raised edge of the Pause Box, there is no fault.
- c) The side of the Pause Box closest to the previous obstacle is the correct entry side, and the side closest to the next obstacle is the correct exit side, which the dog must use to receive full credit for the Box. It is possible that the entry and exit will be the same side, depending on the course design. The Judge will inform the handlers of the correct entry and exit sides during the briefing. The dog must be taken out of the Box for the repeat attempt. If the dog moves back into the Box without leaving the Box, a new attempt has not started.
- d) The judge will give a 5-second count, ending with "Go", when the dog is in the correct position. If the dog breaks position, the count will stop, and then start over when the dog is back in position, with a minor fault assessed for the break.

**c. Pause Table.** This pause obstacle is required in Agility I and is optional in Agility III.

## **1) General Requirements.**

- a) The side of the Pause Table closest to the previous obstacle is the correct entry side, and the side closest to the next obstacle is the correct exit side, which the dog must use to receive full credit for the Table. It is possible that the entry and exit will be the same side, depending on the course design. The Judge will inform the handlers of the correct entry and exit sides during the briefing.
- b) The Judge will give a 5-second count, ending in "Go", when the dog is in the correct position. If the dog breaks position, the count will stop, and then start over when the dog is back in position, with a minor fault assessed for the break.

## **2) Major faults.**

- a) If the dog jumps onto the Table and off it again before completing the pause count, a major fault will be called, regardless of whether the dog deliberately jumped off the Table or slid off from momentum. The dog must be re-entered on the proper side.
- b) One foot touching the ground before completion of the count is a 5-point major fault and a failed attempt. The dog must be called off the table and sent back on for a second attempt.
- c) Prolonged refusal could result in a failed attempt.

## **3) Minor faults.**

- a) If the dog passes the correct entry side, and enters the Table at a corner or a different side, a minor fault will be assessed. The number of points deducted will depend on how far from the correct side the dog enters the table.
- b) If the dog exits the table at a place other than the correct exit side, a minor fault will also be assessed.
- c) Delayed response to the sit or down command may result in a minor fault.
- d) If the dog breaks the position dur-

ing the count, a minor fault shall be assessed.

**d. Platform Jump.** This pause obstacle is optional in Agility II and Agility III.

**1) General Requirements.**

a) Correct performance of this obstacle requires the dog to step onto the first platform over any side except that next to the hurdle, sit, jump the hurdle bar to the second platform, and sit again, before leaving the obstacle on any side except that next to the hurdle.

b) Repeat attempts. The dog must be taken off the platform and the repeat attempt requires the dog to step onto the first platform from the ground. If the dog moves back and forth between the platforms, a new attempt has not started.

**2) Non-qualifying.** Knocking down the hurdle shall be scored as a failure to successfully complete the obstacle.

**3) Major fault.** A 5-point major fault and failed attempt will be called when:

a) The sequence of behaviors is broken by the dog touching the ground, even with only one foot, before completing the sequence.

b) Entering or exiting the platform on the side next to the hurdle.

c) Entering the platform then stepping off, even with only one foot before or after sitting but before jumping the bar.

d) Jumping the bar without first sitting.

e) After jumping failure to sit before stepping off the second platform, even with only one foot.

**4) Minor faults.** Minor faults may be made for slowness in responding to the handler's commands to sit or jump.

**4. Other "non-hurdle" obstacles.**

**a. Hoop/Tire Jump.** Ideally the dog should approach this obstacle as it would any of the hurdles and take the jump without hesitating. Because of its construction, and because its use is limited to Agility II and III, this obstacle is not included in the "hurdle" classification.

**1) Non-Qualifying.** If the hoop/tire jump is knocked over, it cannot be reset, and must be scored as non-qualifying.

- 2) Major faults.** A 5-point major fault and failed attempt will be called when:
- a) The dog touches the obstacle but does not complete it.
  - b) The dog's head or foot goes completely or partly through the tire or the space between it and the frame, but he does not go through the tire.
  - c) The dog runs through the frame beside or under the tire, but not through the tire.
  - d) The dog jumps through the tire in the wrong direction.
  - e) The dog jumps onto the tire and pushes off from it rather than clearing it.
- 3) Major or minor fault.** When a dog's head or foot touches the tire while clearing the jump a major or minor deduction consistent with the infraction must be assessed.
- 4) Handler faults.** Inserting a hand into the tire opening is a major fault; intentionally touching the obstacle is a non-qualifying score.
- b. Swing Plank.** Ideally, the dog should step onto the narrow end of the Plank and walk across it, then step off the other end. One or more of the dog's feet must touch the Plank. The dog may slow or stop to control movement of the board. The dog may not enter or exit from either long side of the obstacle. When a repeat attempt is required, the Judge or a ring steward should stop the board's movement before the dog's second attempt.
- 1) Major fault.** A 5-point major fault and failed attempt will be called when:
- a) The dog enters or exits incorrectly.
  - b) The dog jumps over the Plank.
- 2) Major or minor fault.** When the dog jumps off, causing the Plank to swing excessively, the Judge may call a major fault or assess a minor fault, depending on the extent of the error.
- c. Weave Poles.** The dog must enter the line of poles with the first pole at its left shoulder, and weave through the line with all the other odd-numbered poles also on its left. Ideally, the poles should be completed in one fluid movement. If a

failed attempt occurs while the dog is on the side of the poles opposite the handler, the dog may cross through the poles to return to the handler without being assessed another fault.

**1) Major fault.** A failed attempt results in a 5-point major fault requiring a repeat attempt, in which the dog must return to the beginning and complete the entire set of nine poles correctly without a major fault. A major fault and failed attempt will be called when:

- a) The dog enters the poles at any other place than described above.
- b) When any part of the dog's body, head or feet crosses between two poles out of the correct sequence.
- c) Weaving backward through the poles while being returned to the beginning for a repeat attempt.

**2) Minor fault.**

- a) If the dog passes a correct space in the sequence, but the handler is able to bring the dog back to the correct space without the dog's crossing the line between two incorrect poles, a minor fault will be assessed. If, however, the dog's head has passed the last pole, a failed attempt has occurred.
- b) If the dog pauses or stops for an extended period of time to shift or otherwise loses focus, a minor fault will be assessed.

**3) Handler faults.** The handler may direct the dog through the weave poles from either side of the line of poles (unless the weave poles are a designated right handling obstacle in Agility III), and may use any combination of verbal commands and hand signals. A handling major fault does not require a repeat attempt.

- a) **Agility II.** The Weave Pole Obstacle must have a delimiting box (indicated by lines) drawn two (2) feet away from each of the four sides (using tape, chalk or any other suitable method) in the form of a rectangle around the Weave Pole obstacle, except for sides near a wall or barrier. The handler must not step on or

over the delimiting box from the time the dog exits the obstacle just prior to the Weave Pole obstacle until the dog successfully completes or fails the obstacle in question. The handler may ignore the lines when the dog is at any other position on the course.

**b) Agility III.** The Weave Pole Obstacle must have a delimiting box (indicated by lines) drawn six (6) feet away from each of the four sides (using tape, chalk or any other suitable method) in the form of a rectangle around the Weave Pole obstacle, except for sides near a wall or barrier. The handler must not step on or over the delimiting box from the time the dog exits the obstacle just prior to the Weave Pole obstacle until the dog successfully completes or fails the obstacle in question. The handler may ignore the lines when the dog is at any other position on the course.

**d. Hurdles (Jumps).** Hurdle obstacles include the Bar, Bush, High (Vertical), Log, Long, Picket Fence, Rail Fence, Spread, Water and Window Hurdle. Ideally the dog should approach the hurdle with confidence and jump smoothly between the hurdle uprights. The handler may also adjust the dog's angle to the jump, including by making pivots on the approach, without penalty. Proper execution of the Water Hurdle, which includes entrance and exit ramps, may be performed by the dog using either or both of the ramps as contacts, or by jumping over the ramps.

**1) Non-qualifying.** If the hurdle, is knocked over, it cannot be reset, and must be scored as non-qualifying.

**2) Major fault.**

a) If the dog makes physical contact with the jump without completing it, extends his head over it, goes under it, jumps it backward, or knocks down any displaceable part of the hurdle, except a bottom bar or plants from a bush hurdle, but including any displaceable wings, a 5-point major fault must

be called, if the hurdle was not knocked down.

- b) Jumping wings of the jump is a 5-point major fault.

### **3) Minor fault.**

- a) A hesitation, halt, or refusal to take the jump results in a minor fault, although a slight pause to adjust position should not be faulted.
- b) Ticking the tops of the hurdles incurs a minor fault.
- c) If the bottom bar drops off leaving the other bar intact, or if plants from a bush hurdle are knocked off, a minor fault must be assessed.

**I. Handler major or minor faults.** Depending on the circumstance handler major or minor faults must be incurred when the handler extends his/her arm over the top of the hurdle as though guiding the dog over the hurdle. Merely “breaking the plane” of a hurdle, however, is not a fault.

**J. Faults occurring between obstacles.** Faults made while the dog is moving between two obstacles or while returning to an obstacle for a repeat attempt are not deducted from the score of any obstacle, but are computed in the final score of the performance under “Additional Deductions”.

**1. Running past an obstacle (run-by).** A “run-by” occurs when any part of the dog’s body goes past an imaginary line perpendicular to the beginning point, approach side or opening of any obstacle. For example: passing the end of the ascending ramp of any contact obstacle, the opening to any tunnel, or the approach side or leading edge of any Non-hurdle, Hurdle or Pause obstacle. Scoring. A run-by will usually be assessed as a minor fault. If the dog runs a very short distance (e.g. a few feet) past the entrance to the obstacle, but returns immediately on command, he/she will incur a 1-point minor fault deduction. If the dog fails to return promptly on command, the dog will receive a 2- or 3-point minor fault deduction. For continuing to run for an extended time, the fault may be assessed any amount, including being excused from the course.

**2. Stopping the dog between obstacles.** On a complex course, with a sharp turn approaching an obstacle, the handler may need to stop the dog momentarily in a standing position or pivot to position the

dog for a correct entry to an obstacle, which should not be penalized.

- 3. Stopping a dog when running off course.** When a dog runs off-course, requiring the handler to call it back, the handler may stop the dog by commanding it to sit or down. Although a penalty must be made for the dog running off course, additional points should not be taken off for the handler stopping the dog for the purpose of regaining control.
- 4. Moving the dog in “heel position”.** Although pivoting and moving the dog around tight turns may have to be done with the dog in close to the handler, and the dog should be responsive to the handler’s commands and signals, the dog must not be moved through the course in a “heel” position as required in obedience. The dog should be focused primarily on the obstacles rather than on the handler. A dog who is handled as though performing obstacles while heeling, such as in an exaggerated “wrap” around the handler’s leg, must be assessed a non-qualifying score. However, in situations where a dog is called back to the handler and for an instant assumes a “heel” position before moving forward, a deduction should not be made.
- 5. Handler “luring” dog through the course.** The dog which must be coaxed through the course, whether by the handler’s pretending to have food in his/her hand or otherwise, or that repeatedly jumps up toward the handler’s hand as though looking for a toy or a treat, must receive a deduction consistent with the infraction.
- 6. Dog’s failure to respond promptly to handler’s commands.** Failure of the dog to respond promptly to the handler’s commands must be assessed a minor deduction consistent with the infraction. This may occur, for instance, when recalling the dog for a repeat attempt on an obstacle, or when the dog is running off-course. Although the handler should recall the dog for a repeat attempt after a “fault” call before the dog reaches the next obstacle, it sometimes may be difficult to do so. If, in the Judge’s opinion, it would have taken more than a normal response for the dog not to enter the next obstacle, there should be no penalty. Moreover, the handler should not attempt to call the dog off any

obstacle from a position that may risk injury, as could occur if the dog were encouraged to jump from the horizontal plank of the Dog Walk, for instance. In fact, if a handler endangers his dog, a handler fault penalty must be assessed.

- 7. Running off-course and attempting an obstacle out of sequence.** When a dog runs off-course, it may or may not attempt to enter a wrong obstacle, including a trap obstacle in AGIII, out of sequence. If a dog runs off-course toward a wrong obstacle, but then responds quickly to its handler's commands to return in the proper direction, a minor deduction may not be required. If the dog runs off course with little focus as to where it is going and responds poorly to return to the proper course, then a minor deduction, in an amount consistent with the degree of the fault must be made. If an obstacle is entered out of sequence, two separate faults must be assessed: a) for running off course; and, b) for entering the wrong obstacle. Unless the dog is running out of control, each of those faults should be evaluated as minor deductions. Entering an obstacle out of sequence is considered a fault committed while running between obstacles, so deductions are not to be assessed against the performance of negotiating any obstacle but as "Additional Faults" which affect the dog's score. When a dog takes an obstacle out of correct sequence, any error that normally would be considered a fault in negotiating that obstacle is not scored. Even if the out-of-sequence obstacle is knocked down, an additional deduction for knocking down the obstacle is not made since the performance on that obstacle is not to be scored at that time.
- 8. Crossing from one side of dog to the other side.** Crossing in front of the dog is allowed, but this must be done only when it does not interfere with the dog's progress or serve to "block" the dog.
- 9. Handler's approach to an obstacle.** Ideally, the handler should move in a position well out from in line with the obstacles. However, it is not a fault for the handler to approach an obstacle directly in line with it, as long as the handler does not physically block the dog in an attempt by the dog to go around the obstacle. The handler may indicate the

obstacle with a hand signal but may not touch the obstacle.

**10. Knock-down of obstacles.** Obstacles cannot be repositioned during a performance. That obstacle must be scored as failed each time the dog is required to negotiate it later in the course if the condition of the obstacle was the fault of the dog or handler.

**11. Interruptions of the performance.** If, in the Judge's opinion, the dog's performance was prejudiced by unusual conditions, the Judge, at his/her own discretion, may re-judge the dog over the remainder of the course, or in extenuating circumstances, may re-judge the dog over the entire course. It is extremely important that the stewards be properly instructed in how to respond to such situations.

## **XXIV. Agility Obstacles – Descriptions and Specifications.**

### **A. Non-Hurdle Obstacle**

#### **1. Contact Obstacles.**

**a. A-Frame.** This obstacle consists of two panels (ramps) connected together at one end and positioned to form a structure that simulates an A-Frame.

**1) Contact zones.** For both panel lengths, the top edge of the contact line is located 42 inches, with a ¼-inch (+/-) tolerance from the bottom edge of the panel. The color of the contact zone must contrast with the rest of the panel but must not be white, black or brown. It is recommended that the entire contact zone be painted a contrasting bright yellow. The color of the contact zone is to be extended around the edges of the board, in order to be visible from the side. It is permitted to have a slat on the contact line.

#### **2) Construction.**

**a) Panels.** The panels may each measure 6 feet 8 inches or 8 feet or 9 feet in length and 30 to 49 inches in width. They may be constructed from wood or a wood like substance attached to a metal or wooden framework rigid enough to withstand the impact of large dogs jumping part way up on to the panels. The panels are connected along one end by hinges.

An insert must cover any gap between the two panels at the apex. A chain or other brace is attached approximately halfway up on the inside of each panel to secure the proper angle to the panels when set up for use. The apex for the 6 foot 8 inch panel is set 49 to 50 inches vertically above ground, while the 8-foot panel is set at 59 inches vertically above ground, and the 9-foot panel is set at 63 inches vertically above the ground.

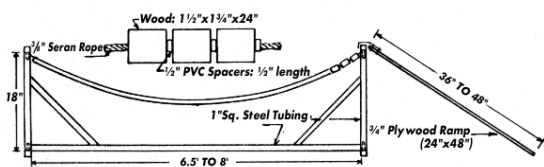
- b) Slats.** Slats are approximately  $\frac{3}{8}$  of an inch to 1 inch thick and  $\frac{3}{4}$  of an inch to  $1\frac{1}{2}$  inches wide and cut to extend the width of the panels. The slats are attached 12 inches apart with a 2-inch tolerance. Slats must be rounded or beveled so as to not be sharp.
- c) Surface.** The entire surface is painted with a non-skid material. Alternating layers of sand and flat latex paint or paint with granulated chips applied over the top, are recommended. The use of rubber matting and carpet are prohibited.
- b. Dog Walk.** This obstacle consists of a horizontal center plank section and two ramp sections.
- 1) Contact zones.** The ramp sections each have a contact zone. Contact zones are located with their upper edges 42 inches, with a  $\frac{1}{4}$ -inch tolerance from the bottom edges of the ramps. The color of the contact zone must contrast with the rest of the panel but must not be white, black or brown. It is recommended that the entire contact zone be painted a contrasting bright yellow. The color of the contact zone is to be extended around the edges of the board, in order to be visible from the side. It is preferred, but not required, to have a slat on the upper edge of the contact zone.
- 2) Construction.**
- a) Planks.** All sections may be 8 feet (with a 3-inch tolerance), or 12 feet long and must be 12 inches wide (with a 1-inch tolerance). All

three planks may be made from solid 2-inch x 12-inch lumber or constructed as hollow core planks. Hollow core planks are easily made and have many advantages over solid lumber: they are much lighter and do not tend to warp out of shape. If the Dog Walk and Teeter-totter are constructed at the same time, the eight pieces of plywood required for the upper and lower surfaces of the four planks (three for the Dog Walk and one for the Teeter-totter) may be cut from two 4-foot x 8-foot sheets of  $\frac{1}{4}$ -inch plywood (each plank is 12 inches wide). Solid 2-inch x 2-inch lumber is glued and nailed along the sides of three of the 8-foot x 12-inch sections cut from the  $\frac{1}{4}$ -inch plywood. The 2-inch x 2-inch pieces must extend the full length of the plywood in order that the fixtures used to attach the ramps to the horizontal plank are best secured. Approximately 8-inch lengths of 2-inch x 2-inch boards are then fixed in place at each end between the 8-foot sidepieces. Measure and cut these end pieces after the sidepieces have been fixed in place, as the exact length of the end pieces will depend on the exact width of the 2-inch x 2-inch side pieces. Strips of rigid Styrofoam cut to the thickness of the 2-inch x 2-inch side and end pieces are placed on the inside to support the center of the plywood surfaces. The strips of Styrofoam are glued in place along the center of the space between the two sidepieces; the Styrofoam does not need to fill the entire center space. A second piece of the plywood is then glued and nailed over the top to form the top surface of the plank.

- b) Support legs.** The support legs may be constructed of steel pipe, square steel tubing, PVC pipe, or wood. The legs must raise the hor-

horizontal center plank 36 inches (with a 2-inch tolerance) above the ground when using the 8-foot long planks, and 48 inches (with a 2-inch tolerance) above the ground when using the 12-foot long planks. The construction must minimize any movement of the planks.

- c) Ramp attachments.** Attachment of the ramps to the horizontal plank may be done in a variety of ways, for example, heavy door hinges or specially made hooks. In all cases, gaps between the ramps and the horizontal plank that would allow a dog to catch a foot or toenail must be eliminated.
- d) Slats.** Slats are not required, but when used, they should conform to those described for the A-Frame. There is no required spacing for slats, except they should be uniformly spaced.
- e) Surface.** Surfaces of the planks are to be finished with non-skid paint. Alternating layers of sand and flat latex paint, or paint with granulated chips applied over the top, are recommended. The use of rubber matting and carpet are prohibited.
- c. Sway Bridge.** This obstacle consists of a support structure on which a bridge of slats is suspended. Ramps on each end allow the dog to get on and off of the bridge.



- 1) **Contact zones.** The entire entrance and exit ramps are the contact zones.
- 2) **Construction.**
  - a) **Bridge.** The Bridge portion is constructed of 2-inch x 2-inch (2½ inches) wooden or PVC boards 24 inches long. Holes are drilled through the center of these boards 2 inches from each end.

The boards are connected by inserting a cable or non-stretch rope through the holes of the boards, with 1/2-inch spacers between each board. The spacers prevent the boards from pinching together as the dog walks across the bridge. Ends of the cable or rope may be attached to the support structure with turnbuckles to ensure that the bridge portion does not have too much slack.

- b) Support structure.** The support structure on which the bridge portion is suspended may be constructed of steel (i.e., 1-inch square tubing), or wood. The ends of the bridge are attached to the support structure approximately 18 inches high so that the bridge hangs freely in a shallow arc over the 6.5-foot to 8-foot length of the support structure.
  - c) Ramps.** Entrance and exit ramps lead up to and away from the ends of the bridge. Ramps are 36 to 48 inches long and 24 inches wide.
  - d) Surfaces.** The ramps and a bridge made out wood must be finished with non-skid material. Alternating layers of sand and flat latex paint are recommended. If the bridge is constructed from PVC it must also be finished with a nonskid material. The use of rubber matting and carpet are prohibited.
- d. Teeter-Totter.** This obstacle consists of a board supported on a base that allows the board to pivot freely at the center point.
- 1) Contact zones.** Contact zones are painted on each end of the teeter-board. The color of the contact zone must contrast with the rest of the panel but shall not be white, black or brown. It is recommended that the entire contact zone be painted a contrasting bright yellow. The color of the contact zone is to be extended around the edges of the board, in order to be visible from the side. Contacts are located with their upper edges 42 inches from the ends of the 12-foot teeter board.

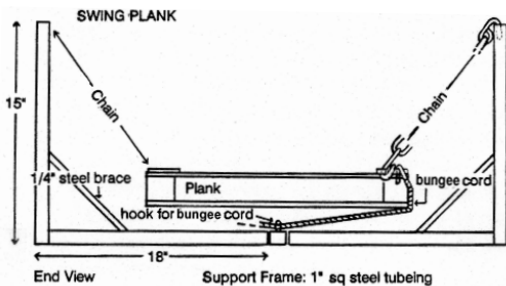
## 2) Construction.

- a) **Teeterboard.** The teeterboard shall be 12 feet in length and 12 inches (with a 1-inch tolerance) wide. The teeterboard may be made of solid wood, hollow core construction, or other suitable material. For directions on building hollow core planks, see the Dog Walk.
  - b) **Base.** The teeterboard is supported on a base of metal, wood, or PVC that allows the board to pivot freely at the center point. The board is attached to the base by means of brackets through which a pivot rod is inserted. The pivot point for the 12-foot board it is 24 inches above the ground. These dimensions provide for an angle of incline of approximately 20 degrees. One end of the board is to be weighted or offset so that following the exit of a dog, the board will return to its original position with the entrance end down. The plank should be balanced so that it hits the ground in less than 3 seconds, when a 3 pound weight is placed 12 inches from the raised end.
  - c) **Slats.** Cross slats are not required or recommended. When used, slats should conform to those described for the A-frame.
  - d) **Surface.** The surface must be finished with non-skid paint. Alternating layers of sand and flat latex paint, or paint with granulated chips applied over the top, are recommended. The use of rubber matting and carpet are prohibited.
- 3) Grandfathered obstacles.** The 8-foot and 10-foot teeterboards now used for licensed events remain acceptable, until replaced. If a 12-foot teeterboard is available, the 12-foot teeterboard is preferred.

## 2. Non-Contact Obstacles.

- a. **Swing Plank.** This obstacle consists of a wide plank that is suspended at its corners from chains hanging from a support structure. The suspended plank is able to swing horizontally in all direc-

tions. Construction:



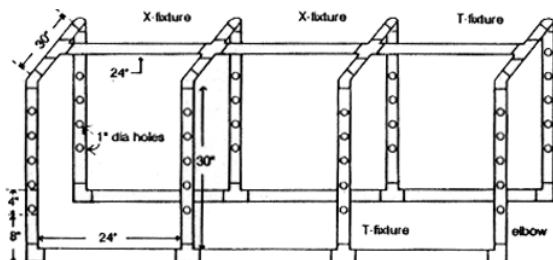
- 1) Support structure.** The support structure is constructed of 1-inch square steel tubing. There are four “L shaped” pieces, two of which are attached at right angles to each side of each end of a 4-foot metal spline. The base of the “L-shaped” pieces are 18 inches in length and serve as leg supports to hold the structure in proper position. The upright portions of the “L-shaped” pieces are 15 inches in length and serve as the chain supports. Steel braces (approximately 1/4-inch thick) are placed on each of the “L-shaped” pieces. The upright portions are to be capped for safety of the dog and the handler.
- 2) Plank.** The plank may be made from 3/4-inch plywood or constructed as a hollow core plank in the same manner as described for the dog walk. The plank is 4 feet long and approximately 20 inches wide. Four chains of suitable length are required to hold the plank approximately 3 inches above the ground. The end links of each end of each chain are cut to form hooks. One end of each chain is hooked to the tip of each upright while the other end is attached to metal brackets at the corners of the plank. The plank is then suspended over the central spline and able to swing in all directions. A bungee check cord is attached to the two corners of each end of the plank and to the spline about 8 inches from the ends. The bungee cord is stretched tightly to prevent the plank from moving too rapidly as the dog moves over it.

- 3) Plank Surface.** The surface of the plank must be painted with a non-skid material. Alternating layers of sand and flat latex paint, or paint with granulated chips applied over the top, are recommended. The use of rubber matting and carpet are prohibited.
- b. Weave Poles.** This obstacle consists of nine poles that are attached to a base runner or individual holders that are stuck in the ground. Construction:
- 1) Base runner.** The base runner is constructed of 1/8-inch (or 1/4-inch) x 1.5-inch (or 2-inch) inch steel or wood that may be divided into two or three sections of convenient length. Leg braces (12 to 14 inches long) are attached at right angles to each section of the base runner to hold the poles vertically upright. The surface between the poles must be smooth without a raised strip of more than 1/4 of an inch in height. A thick rubber washer and PVC cap (the same size as the PVC poles used) are bolted to the base runner. Alternately, a rigid upright, no greater than 4 inches high, may extend from the base, over which the poles may be placed.
  - 2) Single pole holder.** Single pole holders that have a 5- to 6-inch spike that is stuck in the ground may be used at trials held outdoors. The top of the spike must have a flat steel plate on which a rubber washer and PVC cap to hold the pole are attached. A thick rubber washer and PVC cap (the same size as the PVC poles used) are bolted to the steel plate on the single pole holders. Lock-tight nuts should be used on the bolts to prevent the nuts from becoming loose when the poles are inserted and taken out of the caps.
  - 3) Poles.** The poles are made from PVC up to 1.5 inches in diameter and 36 inches or 48 inches in height. The poles are 21- to 24 inches apart and should flex slightly at the base so that the dog may push the poles sideways while moving through the series of poles. Poles must not have too much flex which can cause the

pole to spring back and strike the dog. It is recommended that the poles be striped with colored tape or paint to appear more visible to the dog. While not preferred, plain poles are allowed.

### c. Tunnels.

**1) Closed Tunnel (Chute).** This obstacle consists of a short open section to which is attached a collapsed cloth chute through which the dog must push its way to the outside. Construction:



**a) Entry Section.** The open entry section is a rigid plastic or metal barrel 24 inches (+/- 2 inches) in diameter or box constructed from wood 24 inches square and 24 to 36 inches in length. The "floor" of the entry must have a non-skid surface, and any sharp edges should be padded to protect the dog. The barrel must have a base or braces (sand bags may be used) to keep it from moving out of position. The top edge of the opening should be padded to prevent dogs from scraping their back when entering.

**b) Tunnel (chute).** The collapsed or closed portion of the tunnel is made with a dark colored medium-weight fabric (not too heavy or bulky for the very small breeds to push through), approximately 6 to 10 feet long. (The overall length of the entire obstacle is approximately 9 to 13 feet). The cloth is sewn into a tapered tube that fits around the entry on one end and expands to at least 86" in circumference on the exit end. If the chute is to be

used outside under windy conditions, it is suggested that a pocket be sewn onto the underside of the chute near the end into which a small sandbag can be inserted to help prevent the fabric from blowing and tangling.

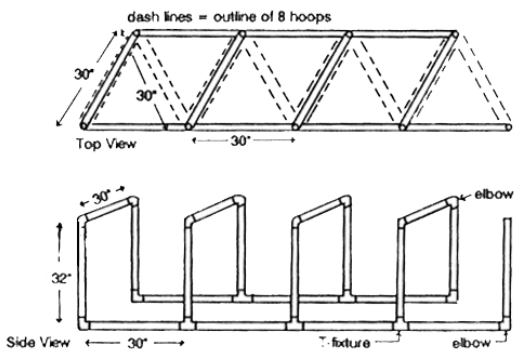
**2) Crawl Tunnel.** The overall dimensions of the obstacle are approximately 30 inches wide, 30 inches high, and 6 feet long. Construction:

**a) Framework.** Framework. The framework of this obstacle, when built of PVC, should be constructed of Schedule 40 (thick wall), 1.5-inch PVC. Only the cross pieces that support the cloth to form the ceiling of the crawl space may be made from Schedule 20 PVC. Two base runners, each with four uprights spaced approximately 24 inches apart, form the two sides of the tunnel. The sides are held in a vertical position by cross pieces that connect two uprights located directly across from each other, across the top of the tunnel. These cross pieces are 30 inches in length, thus providing an opening into the tunnel that is 30 inches wide and 30 inches high. Each upright must be able to hold cross-pieces at heights of 8, 12, 16, 20 and 24 inches. The crosspieces support a fabric cover approximately 30 inches wide. To prevent the uprights from being pushed forward or backwards, the cross pieces connecting the two sides at the top, may be connected at their centers the length of the tunnel by three 24-inch lengths of PVC pipe. The sections of PVC pipe that connect the uprights along the base are also 24 inches in length. An alternative is to connect the uprights of each side section near their tops with 24-inch lengths of PVC pipe. This would match the exact pattern of the runner at the base of the uprights.

**b) Cloth.** Type A is preferred over type B.

- i. Type A.** The cloth is approximately 30 inches wide and is recommended to be sewn into the headings on each end, so that when the cross pieces at each end of the obstacle are inserted through the uprights and the headings, the cloth is stretched tight over the two center cross pieces. It is recommended to have a club logo or design on the header. The cloth is then stretched across the tops of the cross pieces to create crawl spaces of different heights. The cross pieces should be inserted above the material so that a dog can not raise up and get caught between the cross piece and the cloth. Stretch-type cloth material is best, because it can be stretched to prevent sagging.
- ii. Type B.** The cloth is approximately 30 inches wide and is then stretched across the tops of the cross pieces to create crawl spaces of different heights. The cross pieces should be inserted above the material so that a dog can not raise up and get caught between the cross piece and the cloth. Stretch-type cloth material is best, because it can be stretched to prevent sagging. For type B it is recommended that the empty header space (the space between the top of the cloth and the top of the frame) be filled with rails.

**3) Hoop Tunnel.** This obstacle consists of hoops that are held in place by a PVC pipe or wood framework. The hoops are set at alternating angles to form a zig-zag pattern when seen from above. Construction:



**a) Frame.** The framework pictured is constructed from 1-inch Schedule 20 (thin wall) PVC pipe. Similar type materials may be used for the support structure. There are two base runners: one with four uprights and one with five uprights. The uprights are 32 inches high and spaced 30 inches apart on each runner. The two sections of runners and uprights are held in a vertical position by cross pieces of PVC pipe 30 inches in length, that connect the upper ends of four of the uprights of one section to the tops of the four uprights of the other section; one upright on the 5-upright section will be free-standing. When assembling the obstacle, the uprights of the short section (four uprights) are positioned so that the uprights are directly across from the midpoint of the space between two uprights of the long section.

**b) Hoops.** The hoops may be made of flexible pipe  $\frac{3}{4}$  of an inch to 1 inch in diameter, with each hoop approximately 30 inches in diameter, or "hula hoops" from a toy store may be used. A total of 8 hoops are attached and set at alternating angles of approximate-

ly 60 degrees to one another forming a zig-zag pattern when viewed from above. Hoops are secured to the supporting frame using elastic bands, Velcro, screws, etc. The hoops should rest on the ground.

- 4) Open Tunnel.** The Open Tunnel is a cylindrical tube that may be lengthened, shortened, or curved in various ways. Construction: The Open Tunnel is a cylindrical tube formed from a coil of heavy wire covered with cloth or plastic fabric. The overall length when expanded should be approximately 15 feet to 20 feet, and the diameter of the opening approximately 24 inches (+/-2inches). The tunnel must be able to bend or curve so that when a dog enters it cannot see the opening at the exit end. Supports or tie-downs with straps or bungee cords keep the tunnel from rolling out of place or pulling together when in use. Tunnel holders that are underneath the tunnel shall not be more than 1½ inches thick. When additional tunnel supports (other than the beginning and end) are used they shall not have a rigid upright that is capable of fitting between the ribs of the tunnel. Tunnel cloth must be made using a light colored or opaque material. Dark colored material or double lined dark material must be avoided.

**d. Pause Obstacles.**

- 1) Pause Box.** The inside measurement of the box is approximately 48 inches (+/- 2 inches) square. Construction:
- a) The walls may be constructed of wood or PVC pipe with an overall height of 4 to 6 inches. Inside measurements are 48 inches. The walls are made from lengths of PVC and four elbows that make an excellent box that is lightweight and can be disassembled for storage.
  - b) Each side of the Box must be painted or striped a different color, or with a different number or letter for easy identification of a particular side.

**2) Pause Table. Construction:**

**a) Table Top.** The tabletop is 36 to 42 inches square, with a nonskid surface. Rubber matting or carpeting (with short, tight nap) is acceptable. Synthetic turf is prohibited.

**b) Table.** The table is adjustable to heights of 8, 14 and 20 inches. It is recommended that the four sides of the table be painted different colors for identification purposes.

**3) Platform Jump.** This obstacle consists of two low platforms with a hurdle midway between them. Construction:

**a) Platform.** The platforms are constructed of wood with surfaces 3 feet wide and 4 feet long and 4 to 6 inches high.

**b) Platform Surface** The surfaces are to be painted with a non-skid surface material. Alternating layers of sand and flat latex paint, or paint with granulated chips applied over the top, are recommended. The use of rubber matting and carpet are prohibited.

**c) Platform Position.** Each platform is positioned with the 3-foot width next to the hurdle and at distances of 6, 8 and 10 inches away from the center of the bar. Total distances between the platforms are 12, 16 and 20 inches for size divisions 1, 2, and 3 respectively.

**d) Bar Hurdle.** The bar hurdle may be constructed from 1-inch PVC pipe as described for the Single Bar Hurdle, except that the leg supports are shorter (approximately 4 inches) to allow the hurdle to tip over easily if hit when jumped. The bar must be non-displaceable to prevent the accidental knockdown by a dog's tail. The bar should not extend more than 2 inches on either side of the platform (+/- 1 inch).

**e) Bar Hurdle Position.** The height of the bar must adjust to 6, 8 and 10 inches above the surface of the platforms (not the ground) for size divisions 1, 2, and 3 respectively.

**B. Hurdles.** Construction of the Hurdle obstacles

may be of PVC (schedule 40 is preferred; however, schedule 80 is acceptable, and schedule 20, while not recommended, is acceptable), wood, or combinations of these and other materials. All hurdles must be between 42 and 48 inches in width, with uprights 36 to 48 inches in height, which may be separate, supported on their own bases, or connected by a cross piece between the uprights at ground level. The Bush, Log and Long Hurdles, which do not have uprights as a normal part of their construction, require separate uprights. The Hurdles may be painted in bright colors, while the top surfaces should be painted with stripes or contrasting colors to improve visibility to the dog. Wings may be provided with the hurdle obstacles, either as part of their construction, or separate from the hurdle.

**1. Bush Fence Hurdle.** This hurdle may hold live plants, branches cut from leafy shrubs or artificial decorative plants, and having the appearance of a fence or solid hurdle.

**a. Construction.** Various types of designs are acceptable such as a basic wood “Planter box” that holds plants with the total height being 8 inches, or any design giving appearance of being solid. Two additional box frames, each 6 inches in height may be placed under the 8-inch box with the plants to provide the 14-inch and 20-inch required heights. Uprights of 3 to 4 feet in length are attached to the end of the obstacle to define the jump space.

**b. Height requirements.** Tips of the plants must reach approximately 8, 14 and 20 inches from the ground for Divisions 1, 2, and 3, respectively.

**2. High (Vertical or solid) Hurdle.** This hurdle is similar to the High Jump used in Obedience. Construction. This obstacle may be constructed of PVC or wooden boards.

**a. PVC obstacle.** Framework consisting of a pair of uprights on each side with support legs as needed may be made of 1-inch PVC to support stacked 4-inch PVC sections as a vertical wall. The bottom section of 4-inch pipe must be notched to fit over the bottom support pipe of the framework on both ends, so that the pipe rests on the ground, resulting in

two 4-inch pipes to form the 8-inch hurdle. To form the 14-inch hurdle, the bottom section of pipe is turned so the notch is on the upper side, and the full length of the pipe rests on the cross piece of the framework which is 3½ to 4 feet wide. When the three 4-inch PVC pipes are placed on top of the cross-piece, the height of the hurdle is approximately 13.5 inches high, which is acceptable. For the 20-inch Division 3 height, the bottom section of 4-inch pipe again is turned with the notch down, over the crosspiece. Four additional sections are added (a total of five), making the hurdle height 20 inches.

- b. Wood Obstacle.** The wood obstacle is constructed similar to the high jump used in obedience.
- 3. Log Hurdle.** The log hurdle is constructed of 10 sections of 4-inch PVC pipe 42 to 48 inches in length. Ten sections will provide pyramid stacks of 3, 6, or 10 pipes for Divisions 1, 2, and 3, respectively. Maximum heights at the peak when stacked in a pyramid are approximately 7, 10.5 and 14 inches respectively for Divisions 1, 2, and 3. Small sandbags placed along the base at the front and back will keep the pyramid in place. Separate uprights, one on each side, placed in the middle of the stack are required for this hurdle. Painted or taped stripes may be placed to increase visibility.
- 4. Long Hurdle.** This jump is similar to the broad jump used in obedience. Construction. The long hurdle may be constructed of PVC or wood materials. Two boards or pipes are used for Division 1 dogs, three for Division 2 dogs and four for Division 3 dogs.

  - a. PVC Construction.** The PVC long hurdle is constructed using 4-inch diameter PVC pipe 42 to 48 inches long. Small sandbags or other supports must be placed under each end of each pipe, but must not raise the pipes more than 2 inches. Four uprights, 3 to 4 feet in height are required at each corner. Stripes should be placed on the pipe to increase visibility.
  - b. Wood Construction.** This obstacle may be constructed of 4- to 5-inch wide wooden boards 3.5 to 4 feet long. The boards must conform to the design used for the obedience broad jump.

Four uprights, 3 to 4 inches in height are required at each corner. Stripes may be placed vertically on the boards to increase visibility.

**c. Jump Lengths.** The boards or pipes are spaced to create jumping lengths of 16, 28 and 40 inches for Divisions 1, 2, and 3 respectively.

**5. Picket Fence Hurdle.** This hurdle resembles a picket fence. Construction. This hurdle may be constructed from 1-inch x 2-inch or 1-inch x 3-inch wooden pickets spaced approximately 2 inches apart to resemble a picket fence. Ends of the pickets are rounded or flattened, but not pointed. Three sections of pickets of different heights (8 inches, 14 inches, 20 inches), supported by a wooden or PVC framework, is the most practical way to build this hurdle. A cross piece at or near the top will prevent a dog's leg from being caught by slipping between the pickets.

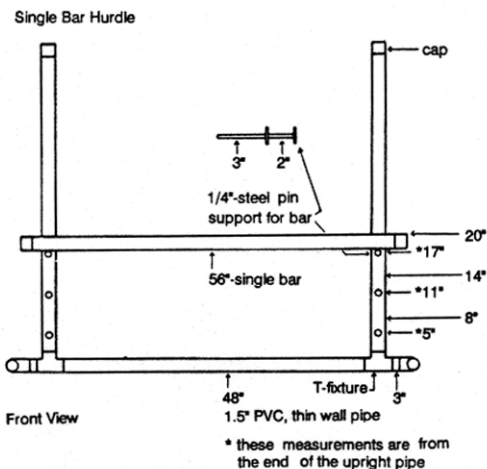
**6. Rail Fence Hurdle.** This hurdle has several cross rails held between two uprights. Spaces between the rails give the appearance of a rail fence.

**a. Construction.** Several cross rails made of PVC pipe or narrow wooden boards are held between two uprights. It is preferred that the rails may be displaceable, however non-displaceable is allowed. PVC pipe rails may be held by inserting them through holes drilled through the uprights, or by means of cupped supports attached to the inside of the uprights. The cupped supports should be shallow enough to allow for the easy displacement of the pipe rails.

**b. Hurdle Heights.** The number of rails may vary, but there must be a minimum of one for the 8-inch hurdle, two for the 14-inch hurdle, and three for the 20-inch hurdle. If small diameter pipes are used as the rails, 2, 4 and 6 rails may be used for the three heights.

**7. Single and Double Bar Hurdle.** This hurdle resembles the bar jump used in obedience. Construction. This hurdle has one or two displaceable bars that are moved to serve for all three-jump heights. The uprights and bar may be constructed of 1.5-inch Schedule 40 PVC pipe or wood. The height of the uprights is 36 to 48 inch-

es. The displaceable bars are held on the uprights by pins through the uprights or by cup-like supports attached to the inside of the uprights. The cupped supports must be shallow enough to allow for the easy displacement of the bar. When pins are used to hold the bar, and the hurdle must be jumped from both sides in a given course design, the pins must be inserted from opposite sides of the two uprights so that the bar is crossed from one side of one upright to the opposite of the other upright. This will allow for the easy displacement of the bar from either side of the hurdle.



**8. Spread Hurdle. Construction.** This hurdle consists of 2, 3 or 4 displaceable bars that are separated both vertically and horizontally. All bars are 6 inches apart horizontally. The hurdle heights are:

- a. **Division 1.** Two bars are used. The first is 4 inches high, the second 8 inches, and the two bars are 6 inches apart.
- b. **Division 2.** Three bars are used. The first two are left in the same positions as for Division 1, while the third is 14 inches high and 6 inches from the second bar.
- c. **Division 3.** Four bars are used. The first three are left in the same positions as for Division 2, while the fourth is 20 inches high and 6 inches from the third bar.

**9. Tire/Hoop Jump. Construction.**

- a. **Framework.** The supporting framework may be constructed from PVC pipe or wood. The distance between the

uprights must be at least 48 inches. The height of the uprights is not critical as long as it is sufficient to suspend the hoop at the 20-inch jump height. When constructed of PVC pipe, the uprights are connected at both the top and bottom by cross pieces of 48 inches. The uprights are held vertically in position by 12-inch leg supports that extend forward and backward from the base of the uprights. This same design for the PVC pipe framework is used for the Window Hurdle. Provisions must be made to adjust the height of the hoop so that the inside surface at its lowest point may be set at 8, 14 and 20 inches.

- b. Hoop.** The hoop has an approximately 24- to 30-inch inside diameter, and is constructed from material such as black plastic drain pipe that is at least 3 inches in diameter. It should be painted or taped with bands of a contrasting color to provide maximum visibility to the dog. The hoop may be suspended from the upper crosspiece by a cord, while bungee cords or flat elastic bands may be used to hold the hoop in place at the sides.

#### **10. Water Hurdle.**

- a. Water box.** The water box (water pool) is approximately 48 to 50 inches x 28 inches and is made from 2 x 2s. The water box should be lined with heavy plastic and must hold at least 1.5 inches of water.
- b. Platforms and ramps.** Two platforms with ramps are constructed in such a way that the platforms can be positioned on each side over the water box. The ramps are 3 feet wide and approximately 12 inches long. The platforms use 2 x 4s on edge to support the  $\frac{3}{4}$ -inch plywood platforms on three sides. The open side of each platform would then slip back and forth over the water box to distances of 10, 20 and 30 inches, for Divisions 1, 2 and 3 respectively. The open end of the platforms could then have a length of 2 x 4 about 2½ feet long attached as the other three 2 x 4 supports but with a gap left at each end to allow the sides of the water box to pass through as the platforms are set over the water box. The 2½-foot support 2 x 4 would set in the water box.

## **11. Window Hurdle.**

- a. Framework.** The PVC framework is constructed exactly the same as that used for the Tire/Hoop Jump.
- b. Panel.** Overall dimensions of the panel should be approximately 42 to 48 inches wide with an opening 14 to 18 inches wide and 30 inches high. Provisions to adjust the bottom of the opening to 8, 14 and 20 inches for Divisions 1, 2 and 3, respectively, must be provided. The panel with the opening may be made of wood or heavy cloth such as denim or canvas. When made of cloth, a 4-inch sleeve may be sewn along each of the vertical sides so that the cloth can be held in place by slipping the sleeve over the uprights. In this case, changes in heights may be made by pushing the cloth panel up or down over the uprights.

## **XXV. Awards, trophies, ribbons and placements.**

- A. Cash prizes.** UKC clubs may not offer cash prizes, which includes but not limited to: cash awards, gift cards and gift certificates, without written authorization from UKC.
- B. Awards and trophies.** Clubs may give such awards and trophies as they choose. Clubs may accept trophies donated by individuals or other organizations and these trophies may be designated for specific breeds, for veteran dogs, or for specific accomplishments.
- C. Announcing qualifiers and placements.** Class placements may be announced after each class, division or when the trial is completed.
- D. Total Junior Agility.** All clubs hosting a UKC Licensed agility trial must offer High In Trial Junior Handler.
- E. Ribbons and Rosettes.** All ribbons and rosettes must include the UKC Seal of Merit. The following ribbon colors and combinations are mandatory. Ribbons awarded for all other wins may be any other color or combination of colors.

### **Agility:**

1st place – blue

2nd place – red

3rd place – green

4th place – yellow

High In Trial-Junior Handler – gold and purple

High In Trial – purple, gold and white

Qualifying score – blue

## **F. Placements.**

### **1. Determining class division placements.**

The Judge shall give up to four placements, where possible, in each size division of each class, based on the dog's qualifying score. First place must be awarded to the dog with the highest qualifying score, second place to the dog with the next-highest qualifying score, and so forth. If two or more dogs earn the same score in the same division, the winner shall be the dog running under the ACT with the greatest difference between its running time and its Assigned Course Time (dog's ACT minus running time). If dogs remain tied, the tie shall stand and shall be reported as a tie on the Judge's summary sheet. If an award, trophy or prize is to be presented, the tied dogs shall have a runoff on any available agility course, to determine the winner of the award, trophy or prize.

**2. High In Trial.** The High In Trial award is mandatory and is given to the dog that has the highest qualifying score of all dogs competing in the trial. When two dogs competing in the trial have the same score, regardless of the class or division in which it was earned, the winner of the High In Trial award shall be the dog running under the ACT with the greatest difference between its running time and the Assigned Course Time (ACT minus running time.) If dogs remain tied, the tie shall stand, and shall be reported as a tie on the Judge's summary sheet. If an award, trophy or prize is to be presented, the tied dogs shall have a runoff on any available agility course, to determine the winner of the award, trophy or prize.

**3. High In Trial Junior Handler.** Any UKC Total Junior member competing in a UKC Licensed agility trial who earns a qualifying score will be eligible to compete for High In Trial Junior Handler. The Total Junior Member whose dog earned the highest score shall win the High In Trial Junior Handler. Ties will be broken in accordance with the UKC agility rules. Junior handlers are required to follow the standard UKC agility rules.

## **XXVI. Agility Judge Rules and Guidelines.**

**A. Applying to become a UKC Licensed Agility Judge.** Information on the requirements and procedure to apply can be found within the

Judge's Handbook found on the UKC website.

**B. Judges' Code of Ethics.** UKC Judges are approved on the basis of their knowledge of dogs, their understanding of the UKC rules, their dedication to the sport of purebred and performance dogs and their integrity. Judges are the role models for our sport and, as such, are expected to adhere to the highest standards of conduct both in and out of the ring. Judges must adhere to the following guidelines when judging:

1. Remember that Judges' decisions play a key role in determining future breeding stock. Conformation decisions must be based strictly on the UKC standard and performance placements on the UKC rules.
2. Remember that performance Judges' must be sure they make every effort to be consistent when scoring each dog.
3. Judges should dress appropriately for the event and the weather. A Judge's appearance should always be neat and professional.
4. Judges must not only avoid impropriety but also the appearance of impropriety. In a sport where Judges are often exhibiting and not officiating at the trial, it is important that the judge remain an exhibitor and refrain from critiquing runs or calls made by the officiating judge to friends and others exhibiting at the trial. In such cases Judges should be cordial to all exhibitors while maintaining a professional distance.
5. When not judging, Judges are encouraged to participate in UKC events as spectators, exhibitors, workers, and club members. In such situations, however, Judges must be mindful that people give extra attention to their words. Judges should refrain from gossip and be cautious about discussing dogs they have judged.
6. Judges may exhibit in a trial when two trials are held on the same day provided it does not interfere with the trial in which the judge is officiating.
7. When a club has scheduled a Chief Judge and a Back-up judge for the trial as published in the UKC Upcoming Events listing an officiating Judge's dog may be exhibited by the Judge or another handler in the trial under the Back-up Judge.

**XXVII. Planning UKC Events.** For additional information on planning events refer to the UKC Event Manual (which can be found at [ukcdogs.com](http://ukcdogs.com)).

- A. Appointing an Event Committee.** At least one year prior to any event, the club shall appoint an Event Committee. When the club Secretary receives the Event Application for a Scheduled Weekend (approximately nine months prior to the corresponding date for a club's event), the package will also include information regarding the upcoming event. The package must be sent to the Event Chairperson. The Club Secretary is responsible for ensuring that these forms are promptly sent to the appropriate Event Committee members.
- B. Event Committee positions.** The Event Committee shall consist of a minimum of two persons: the Event Chairperson and the Event Secretary.
- C. Requirements for Event Chairperson and Event Secretary.** Both the Event Chairperson and the Event Secretary must be in good standing with UKC.
- D. Event Committee information on the Event Application for a Scheduled Weekend.** The names, addresses, telephones and e-mail addresses (when applicable) of the Event Chairperson and the Event Secretary must be listed on the Event Application for a Scheduled Weekend.
- E. Prohibition against Event Chairperson and Event Secretary serving as Judge.** No person may serve as a Judge for the host club at any UKC Licensed event held on the same weekend when that person is serving as Event Chairperson or Event Secretary.
- F. Presence of Event Chairperson and Event Secretary at events.** The Event Chairperson and the Event Secretary must be present during events at which they are serving in these capacities.
- G. Replacing Event Chairperson or Event Secretary.** Once an application to hold an event has been approved by UKC, the club may not replace the Event Chairperson or the Event Secretary unless the change has been requested in writing to and approved by UKC. If circumstances prevent the Event Chairperson or the Event Secretary from serving on the day of the event, the club President or other club officer must appoint a replacement. The Event Secretary must include notice of the replacement with a written explanation of the reasons for the change when submitting the event results to UKC.
- H. Event Chairperson Responsibilities.** The Event Chairperson is responsible for planning and conducting the event in accordance with

UKC rules. The duties of the Event Chairperson include, but are not limited to:

- 1. UKC paperwork.** The Event Chairperson is responsible for completing and submitting the Event Application for a Scheduled Weekend on time and with the required fees.
- 2. Event Committee.** The Event Chairperson may appoint additional committee members to assist with such duties as he/she may delegate.
- 3. Event site.** The Event Chairperson is responsible for procuring a suitable trial site. This includes the responsibility for executing all contracts and acquiring all permits that may be required by local jurisdictions. The Event Chairperson is responsible for ensuring that mats are available for indoor shows when the surface is not suitable for the planned activity.
- 4. Equipment.** The Event Chairperson and club officials holding the event are responsible for ensuring that the agility equipment meet the requirements outlined elsewhere in this rulebook. The judge must approve the equipment before the start of judging. At the completion of the trial, the judge must report to UKC any substandard conditions or equipment.
- 5. Information required by Judges.** The Event Secretary shall send the licensed judge(s) a description of the trial site and a list of the obstacles available for use in designing the courses. The event Secretary shall notify the judge of any handicapped handlers who need an adjusted ACT.
- 6. Judges.** The Event Chairperson is responsible for hiring Judges who are properly licensed by UKC to judge agility trial events. Judges must be hired sufficiently in advance of the event so that their names and assignments can be included on the Event Application for a Scheduled Weekend. Each Judge's contract must be in writing and signed by the Event Chairperson and the Judge. The Event Chairperson must keep the Judges' contracts on file for at least one month after the event.
- 7. Motels.** The Event Chairperson is responsible for appointing a member of the host club to serve as a representative to the local motel managers and for notifying local motel managers how to contact this representative with complaints about exhibitors.

## **XXVIII Planning UKC Licensed Agility Trials.**

- A. Appointing an Event Committee.** At least one year prior to any event, the club shall appoint an Event Committee.
- B. Event Committee positions.** The Event Committee shall consist of a minimum of two persons: the Event Chairperson and the Event Secretary.
- C. Requirements for Event Chairperson and Event Secretary.** Both the Event Chairperson and the Event Secretary must be in good standing with UKC.
- D. Timekeepers and Stewards.** The Event Chairperson is responsible for ensuring that the following categories of agility timekeepers and stewards are assigned to assist the Judge in all classes and divisions. Any duties assigned in this rulebook to a timekeeper or steward may also be done by the Judge at the Judge's discretion. The steward may not change any figures on the Judge's Score sheet, but notify the Judge of any errors he/she discovers. The Judge is responsible for supervising the trial stewards.
  - 1. Chief Ring Steward.** The Chief Ring Steward assigns an appropriate number and type of stewards to each ring and ensures that each ring is properly equipped. Equipment should include such items as wickets, calculators, paper, pens or pencils, stop watches and a current agility rulebook. Where possible each ring should include the stewards as described below.
  - 2. Primary Timekeeper.** To ensure consistency the same steward should perform this duty for an entire class.
    - a.** Times each dog's official running time, using electronic timing equipment, or a digital stopwatch that records time to 1/100th of a second. A digital stop watch with a stop and restart mode shall be used in timing Agility performances.
    - b.** Timing is started when any part of the dog's body passes the starting line or a line that extends on either side of the starting line.
    - c.** Timing is stopped when any part of the dog's body crosses the finish line or a line that extends on either side of the finish line, after the last obstacle is completed.
    - d.** Reports the running time to the Judge in the following manner: minutes, seconds and hundredths of seconds (not converted to seconds).

- e. Upon instruction by the Judge, watch the dog's performance at all times and be ready to stop the running time should an obstacle be out of position or some disturbance occur. Refer to Section XXII. J. 11. Interruptions of the performance for this procedure.

### **3. Back-up Time Keeper.**

- a. If electronic timing equipment is not being used, or if requested by the judge, the back-up time keeper times each dog's running time, using a digital stopwatch that records time to 1/100th of a second. This time shall be used in case the primary timekeeper makes an error in recording the official time. One example would be a stopwatch malfunction.
- b. May also be required to assist the Judge when judging physically handicapped handlers, such as relaying the Judge's signals to a hearing-impaired handler when necessary. See Section XXI.H.2.

### **4. Gate steward and ring steward(s.)**

- a. Ensure the next dog and handler are ready to enter the course as soon as the previous performance has been completed or when the judge has requested the next team to enter the course.
- b. Checks the entry number on each score sheet to ensure it is the correct sheet for the team that is ready to enter the course.
- c. Delivers the team's score sheet to the Judge unless the judge has the score sheets.
- d. Receives the partially completed score sheet for the prior performance from the Judge and delivers it to the table steward.
- e. Should be aware of any omissions or changes in the sequence of entry numbers and inform the handlers so they may be ready when called to the ring.
- f. It is recommended the gate steward have a chart to help keep handlers apprised of their position in the running order and which teams have already run.
- g. Checks the course, after each performance, for any adjustments that need to be made such as an obstacle that needs adjusting or straightening and either makes the adjustments or alerts another steward of the need for an adjustment.

### **5. Table Steward.**

- a. Receives the partially completed score

sheet from the gate steward after each performance.

- b. Converts the official running time to seconds and hundredths of seconds (if the Judge has not already done so) and records it on the score sheet.
- c. Subtracts the ACT from the official running time to determine time faults, if any, and records time faults in the “box score” section on the score sheet.
- d. Records the total performance faults from the Judge’s scoring marks (if the Judge has not already done so) in the “box score” section of the score sheet.
- e. Based on the Judge’s marks, records any “additional faults” in the “box score” section of the score sheet.
- f. Adds together performance faults, time faults, and additional faults to determine and record the final score.
- g. Marks the score sheet whether the performance was qualifying or non-qualifying.

#### **6. Recording Steward.**

- a. Receives the completed score sheet from the table steward and checks to make sure the faults are added correctly.
  - b. Displays the entry number, final score and running time to handlers and spectators using the means provided by the sponsoring club for announcement of scores.
  - c. Records the final score and running time in the Results Form/Judge’s Book.
  - d. Clearly indicates in the Results Form/Judge’s Book all non-qualifying scores by circling the score and marking it NQ.
  - e. Completes the Judge’s Summary Sheet by listing all entries with qualifying scores and determining placements for awards.
  - f. Gives all completed paperwork to the Trial Secretary, who will obtain the Judge’s final approval.
- E. Trial veterinarian.** A veterinarian must be in attendance or on call for each UKC event. Where local laws require that a veterinarian be in attendance, the Event Chairperson is responsible for ensuring that the club is in compliance.
- F. Trial photographer.** Clubs are encouraged to provide a photographer to take photos at events.
- G. Event Secretary responsibilities.** The Event Secretary is responsible for:
- 1. Announcement of scores at the trial.** A chart listing the armband numbers in the

sequence they are to exhibit, along with spaces for scores and running times, should be prepared for use at the trial. Should a chart not be available, scores and running times must be announced through the use of a “white board”.

- 2. Armbands.** The Event Secretary is responsible for ensuring that the club has an adequate supply of numbered armbands for exhibitors to wear while participating in agility trials. Stickers or labels may be used as armbands.
- 3. Catalogs.** If the club elects to offer a catalog of exhibitors, the Event Secretary is responsible for preparing the catalog.
- 4. Entry taking.** The Event Secretary is responsible for accepting only completed and signed entry forms. The Event Secretary assigns an armband number to each entry, which must be written on the entry form, score sheets and in the Judge’s book.
- 5. Event license.** Approximately six weeks prior to an event, UKC will mail the Event License to the Event Secretary, who is responsible for bringing the license to the event. Any exhibitor at the event who wishes to see the license must be allowed to do so.
- 6. Preparing score sheets.** Not later than 14 days prior to the event the Judge must send the Event Secretary a master copy of the courses. The Event Secretary is responsible for duplicating the appropriate master score sheet at the rate of 1 score sheet for each entry in each class or 2 score sheets for each entry when an apprentice judge is apprenticing at the trial. The Event Secretary must record the armband number, breed of dog and Judge name on the score sheet. The score sheets should be arranged in numerical order by Classes and Divisions for use at the trial. The Event Secretary must not share the course designs before the day of the trial. The Judge’s courses must not be divulged prior to the day’s event.
- 7. Preparing and receiving Judge’s Books.** The Event Secretary is responsible for preparing Judge’s Books by writing all of the required information of each dog in the appropriate class. Immediately following judging, each Judge will return his/her signed Judge’s books to the Event Secretary.
- 8. Submitting event results.** All event results

must be received at UKC within 10 business days of the event. The Event Secretary is responsible for submitting the results using the forms provided by UKC for each event. Clubs shall be fined \$20 per month per event for late event reports.

**9. Recording fees.** The Event Secretary is responsible for ensuring that the correct recording fee of \$1.50 per entry in each licensed agility class is paid when the event results are submitted to UKC.

**10. Rulebook.** The Event Secretary is responsible for bringing a current copy of the Official UKC Agility Rules & Regulations to the event.

**XXIX. UKC Policy on Show Site Changes.** Clubs must notify UKC in writing if they must change their show site. UKC will require the club to include the reason for the show site change. When a club has to change their location after it has been published in the Upcoming Events Listing of BLOODLINES Dog Events news magazine or on the UKC website. The following procedures must be followed to assure adequate notice of the change is given to all exhibitors that may attend the event.

**A. New Show Site.** As soon as a new show site is procured, the United Kennel Club Dog Events Department must be notified so the appropriate change can be made to the Upcoming Events listings. The club must provide UKC with the new site location (including address, City & State), driving directions.

**B. Exhibitor Notification.**

1. The club must notify all exhibitors who have pre-entered the event of the change of location and include directions to the new show site.
2. Clubs must send out notification of the event site change to all exhibitors who were mailed a Premium List for the event.

**C. Postings.** The club may be required to have signs posted at the old show site directing exhibitors to the new location. Additionally, the club should, if at all possible, provide someone at the old show site to direct exhibitors to the new location.

**D. Extension of Entry and Show Times.** Because of the change of location, it is possible that exhibitors might miss the Day of Show entry deadline time. To accommodate these exhibitors, the club must be prepared to extend the Day of Show entry deadline and the show start time. Driving time between the old and new locations should be used as a guideline in setting the new entry

deadlines and show start times. The club must post a sign with the extended entry times and start of show times at both the old and new locations.

- E. Refunds.** Clubs must refund any pre-entry fee(s), upon the exhibitor's written request, made prior to or at the show, for any dog that was not exhibited due to the change in location.

**XXX. Canceling a UKC Licensed Event.** Clubs must notify UKC in writing of their intention to cancel an approved event. A club wishing to cancel an event must receive permission from UKC before doing so. The decision to refund license fees in whole or in part shall be based on the following criteria.

- A.** A club that cancels its event before the application deadline date and before the application has been processed by UKC will receive a full refund.
- B.** A club that cancels its event before the application deadline date but after the application has been processed by UKC will receive a refund equal to the license fees less \$20 per event.
- C.** A club that cancels its event after the event information has been published in BLOODLINES Dog Event News magazine and/or on the UKC website shall receive no refund of license fees.
- D.** In addition to the rules regarding licensing fees, and depending on the individual circumstances, UKC may also require the club to take the following action(s):
  1. The club must reimburse scheduled Judges for all expenses incurred on behalf of the club for the canceled event.
  2. An Event Committee member must stay at the event site during the previously-scheduled event hours to inform all exhibitors or spectators that the event was cancelled.
  3. The club must return all Pre-Entry ONLY and Pre-Entry fees.
  4. The club must mail an event cancellation letter to each person that received Premium List or other advertisement of the event.
  5. The club will be assessed additional fees for expenses incurred as a result of late changes to BLOODLINES Dog Event News magazine.
  6. A club that cancels their event without UKC approval will be subject to disciplinary action, which may result in the loss of privileges.
  7. A club that shows a pattern of scheduling and canceling events may lose its status as a UKC Licensed club.

**XXXI. Dog Temperament And Behavior.** Owners of UKC-registered dogs are responsible for the behavior of their dogs at UKC events. Dogs participating in UKC

events are expected to have stable temperaments appropriate to their breeds and to be sufficiently well trained so that no dog's behavior interferes with the Judge's ability to evaluate the dog or its performance. Owners or designated handlers are expected to ensure at all times that their dogs present no threat to persons or other dogs attending the event.

**A. Excusing a dog for temperament or behavior in the agility ring.** A Judge may excuse a dog when the dog's behavior significantly interferes with the Judge's ability to evaluate the dog's performance. This includes, but is not limited to, a dog that is so unruly that it indicates to the Judge it is unable to compete. A Judge must excuse a dog when the dog's demeanor gives the Judge reason to believe that the dog may not safely be in the agility ring with officials or its handler. In such cases, the Judge must mark the dog "Excused" in the Judge's book and state the reason for the excusal. The Judge's decision in such matters is final.

**B. Disqualifying a dog for temperament or behavior.**

**1. When the bite or attack occurs in the agility ring.** A Judge must disqualify a dog that bites or attempts to bite a person, or that bites or attacks another dog. The term "attack" shall be construed to include unprovoked physical contact between the two dogs. If the bite, attempted bite or attack occurs in the ring, the Judge must mark the dog "disqualified" in the Judge's book and state the reason for the disqualification. The Judge's decision in such matters is final. The Judge must complete the UKC "Disqualified for Attacking" report form and report any such incident to the Event Committee immediately.

**2. When the bite or attack occurs elsewhere.** Any person who witnesses a dog biting or attempting to bite a person, or biting or attacking another dog anywhere on the event grounds other than in the ring must report it immediately to a member of the Event Committee or the host club. The host club must investigate the alleged bite, attempted bite or attack and the club must file a complaint using the procedure outlined in Section VII of this rulebook. Once the complaint is complete, the Event Committee must send the complaint to UKC with their Event Report. The dog is considered disqualified in this situation and must not enter or exhibit at any

UKC Licensed event until reinstated by UKC, and the Event Committee must immediately notify all concerned parties of same.

- 3. UKC procedures for dogs disqualified under this section.** When UKC is notified that a dog has been disqualified under this section, the owner of the dog will be notified by certified mail of the Judge's report (disqualified in the ring) or the findings and recommendations of the host club (Complaint and hearing for biting or attacking outside the ring). The owner of the dog shall have 14 days from receipt of this notification to show cause why the dog should not be barred from participating in future UKC events and from all registration privileges. After reviewing any mitigating or extenuating evidence submitted by the owner, a Disciplinary Committee composed of UKC staff members shall make a finding of facts and determine the penalty, and this ruling shall be final. The owner of the dog shall be notified of the outcome within 30 days of receipt of the owner's response. Owners of dogs that are barred from registration privileges are required to return the dog's UKC registration certificate within 14 days of notice that the dog is barred. Failure to promptly return the registration certificate can result in loss of UKC privileges. Dogs barred from registration privileges may not be transferred. The name, breed and owner of a dog barred from registration privileges shall be published once in the first issue of BLOODLINES Dog Event News magazine after the owner is notified.

### **XXXII. Use of Alcohol and Illegal Drugs at Events.**

The use of alcohol and illegal drugs at UKC events is prohibited. Violators may be excused from the ring by the Judge and from the show or event grounds by the Event Committee or any officer of the host club. The decisions of these officials are final. The Event Secretary is to file a Misconduct and Discipline form notifying UKC in writing of any Judge who is excused by the host club for violation of this rule.

### **XXXIII. Misconduct And Discipline.**

- A. Standard of conduct at a UKC event.** United Kennel Club events are intended to be family-oriented recreation for dog lovers and their UKC Registered dogs. Accordingly, UKC expects the highest standard of conduct at events.
- B. Misconduct.** Misconduct may be defined as

conduct by a person that is prejudicial to the interests of the sport of purebred dogs. There are two general categories of misconduct:

- 1. Wrongdoing at a UKC event.** This may include, but is not limited to, threatening, assaulting or battering another individual; falsifying any event-related document; cheating or conspiring to cheat in order to improve the standing of any dog competing at an event; abusing or neglecting a dog; throwing bait in the ring; littering the ring with bait; using bait or a squeaker in the ring when a Judge has prohibited their use.
- 2. Wrongdoing not associated with a UKC event.** This may include, but is not limited to, falsification of UKC registration papers; misidentification of a dog or the parentage of a dog; abuse or neglect of dogs; or continued failure to keep proper registration records.

**C. Jurisdiction.** All persons present on the grounds of a UKC event during the event hours are subject to the jurisdiction of the UKC. In addition, UKC has jurisdiction over any misconduct that may occur off the grounds of the event or outside event hours, provided that the misconduct is reasonably related to the event. This paragraph shall be interpreted as broadly as is necessary to regulate such off-grounds misconduct as abuse of motel rooms by persons attending the events.

**D. Procedures for handling misconduct during or associated with an event**

**1. The complaint.**

**a. Who must file a complaint.** Any person or persons who become aware of an act of misconduct during the hours of a UKC event, must notify either the Event Chairperson or the Event Secretary at any time during the hours of the event.

**(1)** When a Judge observes misconduct in the chute or on-deck area. Any Judge who observes misconduct by an exhibitor in the Judge's ring must excuse the exhibitor from the ring and file a complaint with the Event Chairperson or Event Secretary as soon as practicable. The Judge must note the reason for excusal in his/her Judge's book.

**(2)** When a person is excused for misconduct in the chute or on-deck area. A person excused by the Judge for misconduct in the ring may not show

in any other class or event until after his/her hearing. The club shall not refund any entry fees unless the Hearing Committee makes a finding that the alleged misconduct did not occur, that the misconduct was not prejudicial to the interests of the sport of purebred dogs, or that the misconduct did not occur in conjunction with a UKC event. No dog owned or co-owned by the excused person may continue in further competition until the matter has been resolved by a hearing. If the excused person is handling a dog that he/she does not own or co-own, that dog may be returned to competition with another handler.

- (3)** When a person observes misconduct by a member of the Event Committee or a Judge at an event. Any person who becomes aware of an act of misconduct by a member of the Event Committee or a Judge during the hours of an event must file a complaint in accordance with this Section. Complaints about a Judge's placements must be dealt with in accordance with Section XII, Paragraph B.
- b.** Upon receipt of a complaint. Upon receipt of a complaint, the Event Chairperson shall provide the complainant with a UKC Misconduct Report and Hearing Form. The complainant must enter the name of the subject of the complaint (hereinafter referred to as the "respondent") in Section 3, and complete all of Sections 1 and 2, providing the following:
  - (1) Section 1.** The club name, location of the event, the date of the incident, and the name of the Event Chairperson.
  - (2) Section 2.** The complainant's name, address, daytime and evening phone numbers, and the facts and circumstances of the alleged misconduct, including the specific sections of the pertinent UKC rulebook which have allegedly been violated.

The Event Chairperson shall then appoint from the officers and directors of the host club, two persons who shall serve, with the Event Chairperson, as the Hearing Committee, except that no officer or director who witnessed the alleged misconduct shall serve on the Hearing Committee. Additionally, no person who

is related to or living in the same household as either the complainant or any accused person shall serve on the hearing committee. If no officer or director is eligible to serve, then other club members may be appointed. The Event Chairperson shall serve as Chairperson of the Hearing Committee and shall set a time and place for the hearing. If the Event Chairperson witnessed the alleged misconduct, he/she shall appoint, from the officers and directors of the host club, three persons who shall serve as the Hearing Committee and shall also designate one to serve as Chairperson of the Hearing Committee. The Chairperson of the Hearing Committee shall appoint a member to record the notes of the hearing. The place for the hearing shall be on the event grounds and the hearing time shall be set so as to give the respondent adequate time to prepare for the hearing.

- 2. Notice.** As soon as possible after receiving the complaint, the Hearing Chairperson shall advise the respondent of:
  - a.** The specific conduct that is the subject of the complaint and the time and place at which the alleged misconduct occurred;
  - b.** The name of the complainant;
  - c.** The names of witnesses against him/her; and,
  - d.** The time and place of the hearing.

The Hearing Chairperson must enter the respondent's address and daytime and evening phone numbers in Section 3 of the complaint. He/she may obtain this information directly from the respondent or from respondent's UKC official entry form, if the respondent is an exhibitor. If the respondent cannot be located on the grounds, the Hearing Chairperson shall select a date, time and place for the hearing and notify the respondent in writing by certified mail (return receipt requested) at the mailing address on the UKC official entry form or the respondent's last known address, whichever is applicable. Every reasonable effort shall be made to locate and notify the respondent of the complaint and hearing. Hearings not held on the day of the event must be held no more than 28 calendar days from the date of the event.

- 3.** If the respondent fails to appear at the hearing. If, after having been advised of the complaint and the date, time and place of the hearing, the respondent fails to appear, the hearing shall proceed without the respondent.
- 4. The Hearing.**
  - a.** Advisement of respondent's rights. The Hearing Committee Chairperson shall advise the respondent of the following rights:

- (1) The right to be present during the testimony of all witnesses;
- (2) The right to cross-examine all witnesses;
- (3) The right to present witnesses on his/her own behalf; and,
- (4) The right to testify in his/her own behalf.

**b. Witnesses.** All witnesses who come before the Hearing Committee shall testify under oath administered by the Hearing Chairperson. Witnesses who are unable to attend in person may testify by telephone.

**c. Order of testimony.** The complainant shall present his/her evidence first, followed by the respondent's evidence.

**d. Cross-examination.** Each party shall be allowed to cross-examine the other's witnesses. Members of the Hearing Committee shall also be allowed to question the witnesses.

**e. Spectators.** Spectators shall not be allowed at Hearing Committee hearings except for UKC Field Representatives appointed to attend the hearing on behalf of UKC or UKC staff.

**f. Attorneys.** No party shall be entitled to have an attorney present at the hearing.

**5. Findings.** At the conclusion of the hearing, the complainant, respondent and all witnesses shall be excused. The Hearing Committee shall deliberate and make their findings based on a preponderance of the evidence. A two-thirds majority is sufficient to make findings. The findings shall be reported as follows:

**a.** Whether the alleged misconduct was proven to have occurred;

**b.** Whether the alleged misconduct was prejudicial to the interests of the sport of purebred dogs;

**c.** Whether the alleged misconduct occurred in connection with a UKC event.

In reaching its decision, the Hearing Committee may not consider the respondent's general reputation or status in the sport of purebred dogs, prior acts of misconduct, nor the extent of the respondent's investment in dogs. The sole consideration must be the specific instance of misconduct with which the respondent is charged.

**6. Completing The UKC® Misconduct Report And Hearing Form.** The Hearing

Committee Chairperson shall complete Sections 4, 5 and 6 of the Misconduct Report and Hearing Form as follows:

- a. Section 4:** The name, address and phone number of each witness and a summary of each witness's testimony. This summary shall include all pertinent facts provided by the witness. If the space on the form is insufficient, additional sheets of paper may be used to record the summary.
- b. Section 5:** The date and time that respondent was notified of the hearing and the names, addresses and daytime and evening phone numbers of the Hearing Committee members.
- c. Section 6:** The Hearing Committee's findings and recommendations shall be entered in this section. In addition, each member of the Hearing Committee shall then sign the form in the space provided and enter his/her address, daytime and evening phone numbers and e-mail.

Within 10 calendar days of the hearing, the Hearing Chairperson shall forward one copy of the UKC Misconduct Report and Hearing Form to United Kennel Club. The club hosting the event shall also keep a copy of the completed UKC Misconduct Report and Hearing Form.

**E. Misconduct by an Event-giving club.** When any person or persons become aware of an act of misconduct by an event-giving club, its event officials, any person acting in an official capacity or acting event manager during the hours of a UKC event must make written notification of the violation by the club to UKC within 7 days of the event.

**F. Penalties.** The appropriate UKC Department Head shall review all Hearing Committee findings and staff investigation results with the UKC Disciplinary Committee. If a Hearing Committee's findings of prejudicial misconduct are upheld, the Disciplinary Committee shall impose one or more of the following penalties:

**1. Probation.** Probation can last for a period up to three years. During the period of probation, the individual shall be closely monitored by UKC. Any further instances of misconduct may result in an immediate suspension or barring of the individual at the discretion of the Disciplinary Committee and without further due process.

**2. Suspension.** The Disciplinary Committee

shall impose a minimum three hundred dollar fine and a minimum one-year suspension for probation violations and for most serious acts of misconduct. The suspension will begin immediately upon notification by certified mail (return receipt requested) but the fine must be paid before the time counts toward the sentence. For example, a person may be notified on January 1 that his penalty will be a one-year suspension and a fine of three hundred dollars. This individual will be suspended as soon as he is notified of the penalty but the one-year suspension does not start until the date the fine is paid. If the suspended individual waits until March 1 to pay his fine, his suspension will actually run fourteen months until midnight of February 28 the following year.

- 3. Barring.** The Disciplinary Committee shall bar an individual for an indefinite period of time for repeat instances of misconduct or for the most serious forms of misconduct, including cruelty to dogs. The period of barring shall begin upon notification of the respondent by certified mail (return receipt requested).
- 4. Privileges lost during suspension or barring.** The following rules apply to persons who are barred or suspended:
  - a.** A suspended/barrred person may not register any dogs in his/her name (joint or individual ownership).
  - b.** No dog registered in the name of a suspended/barrred person (joint or individual ownership) may be used for breeding and no offspring of such a dog is eligible for registration with UKC.
  - c.** A suspended/barrred person may transfer any dogs currently registered in his/her name (joint or individual ownership), except that no dog registered in the name of a suspended/barrred person, regardless of co-ownership status, may be transferred to any member of that person's family.
  - d.** A suspended/barrred person may not register any litters or sign any litter registrations in any capacity.
  - e.** A suspended/barrred person may not enter or participate in any way in any UKC licensed event.
  - f.** No dog registered in the name of a suspended/barrred person (joint or individual ownership) may be entered or participate in any way in any UKC licensed event nor

may such a dog receive points or legs toward any UKC title.

- g.** Appeals. Any person placed on probation, suspended or barred may appeal directly, in writing, to the UKC President. An appeal must be filed not later than 30 days from the date a person is notified of the probation, suspension or barring. The decision of the President is final.
- h.** UKC Inherent Rights and Powers. Notwithstanding anything herein and regardless of whether these procedures are followed, under the Inherent Rights and Powers, UKC reserves the right to itself and its sole judgment and discretion, to investigate any misconduct and to impose such sanctions and penalties as deemed appropriate.



### **INHERENT RIGHTS & POWERS OF UKC® Revised November 18, 1996**

United Kennel Club holds and has reserved to itself certain inherent rights and powers in connection with conducting its business, registering litters, transferring ownership of dogs, licensing events, and awarding titles. These inherent rights and powers include but are not limited to the following: United Kennel Club has the right to inspect all reports, scorecards and documents related to UKC events. Some, but not all, of the items subject to inspection are:

- a) scores;
- b) disqualifications of dogs for fighting or other reasons;
- c) errors by the recording person; and
- d) documentation excluded for any reason. UKC reserves the right to correct any mistakes found during such inspection whether or not the document has the signature of a Judge or Club Officer.

UKC reserves the right to itself and in its sole judgment and discretion, to take such actions and impose such sanctions as would:

- a) Bar an individual from entering or participating in any way in any UKC licensed event.
- b) Bar an individual from transferring or registering any pups or dogs in that person's name (joint or full ownership) or to any member of that person's family.
- c) Bar an individual from receiving Championship points for any dog registered in that person's name (joint or full ownership).

By way of illustration, the following constitute some, but not all, of the situations calling for the above sanctions:

- a) Falsification or alteration of a UKC Registration Certificate, Pedigree, UKC Easy Entry™ Card or any other UKC document.
- b) Falsification or alteration of any reports of wins issued to UKC.
- c) Falsification or alteration of receipts issued by UKC Judges.
- d) Switching, wrongfully using or attempting to use a UKC Registration Certificate, Pedigree, UKC Easy Entry™ Card or any other UKC document.
- e) Selling or attempting to sell a dog with false or incorrect UKC Registration Certificate or Pedigree.
- f) Intimidating, threatening, or injuring a Judge, Club/Association member or official, event participant or spectator, or UKC representative.

The six illustrations given above are only by way of example and UKC reserves to itself its inherent right and power to impose such sanctions in any other circumstances deemed appropriate by UKC.

Any individual who is found guilty by a court of law of a crime involving dogs will be barred from United Kennel Club for an indefinite period. A person shall be considered guilty in a criminal proceeding if they are convicted by a judge, jury, or if they enter a plea bargain or other arrangement to plea to a lesser offense, or if their case is disposed of by any form of deferred adjudication; a person shall be considered guilty in a civil proceeding if they are held responsible or liable by a judge, jury, or if a compromised settlement is reached between the parties.

## **UKC POLICY REGARDING PERSONS ASSOCIATED WITH FIGHTING DOGS**

Any individual or group of individuals known by UKC to promote, support, raise dogs for fighting; knowingly sell, give or trade dogs that will be used in fighting; condone or be associated with the facing off, game testing, rolling or pitting of dogs; or arrested for attending and/or participating in a dog fight, will have the following actions taken against them by United Kennel Club and BLOODLINES Dog Event News magazine:

1. All dog registration privileges will be revoked for life.
  - a. The person(s) will not be permitted to register any litters of puppies.
  - b. The person(s) will not be permitted to transfer ownership of any puppies or adult dogs into their name.
2. The person(s) will be barred for life from participating in or entering any UKC licensed events. Their dogs will not be awarded any UKC Championship points or titles even if handled by another person.
3. The person(s) will be barred for life from advertising in BLOODLINES Dog Event News magazine or any other UKC publications. Anyone aware of any persons currently involved in such activities as are listed above should report them to United Kennel Club.